




**RDL**<sup>®</sup>  
Radio Design Labs

SPECIALISTS IN PRACTICAL PRECISION ENGINEERING™

## TWISTED PAIR FORMAT-A Model FP-TPS4A Format-A Two-Pair Audio Sender

- Format-A Sender from TV Fixed Audio Output
- Sends Left and Right Audio Channels
- Unbalanced Stereo Input from Fixed Level Audio Source
- Balanced Audio Input from Mono Amplifier
- High Quality Audio Distributed to Each RJ45 Output
- Two Format-A Outputs on RJ45
- Distributes Power to Connected Receivers
- Automatically Resetting Fuse for Output Voltage
- Ultra-Compact All Metal Construction



The FP-TPS4A is part of the group of versatile FLAT-PAK products from Radio Design Labs. The unique FLAT-PAK case can be directly screwed or bolted to cabinets or shelves. Optionally available rack-mounting accessories permit single or multiple FLAT-PAK module mounting.

**APPLICATION:** The FP-TPS4A is an RDL Format-A Audio Sender that accepts either a stereo line-level or 1 to 3 Watt mono amplified fixed-level signal, usually from a commercial hospitality equipped TV. The FP-TPS4A distributes the source signal to two Format-A output jacks to feed multiple Format-A receivers.

The input accepts either an unbalanced stereo or an amplified mono input. The FP-TPS4A sends the unbalanced Left and Right sources over balanced twisted-pair cables on pairs B and C. If a mono amplified signal is connected, the mono source is fed to both pairs B and C. Audio circuitry is active balanced for superior audio fidelity and low-noise performance.

The FP-TPS4A is normally mounted behind a TV where AC power is available. A 24 Vdc power supply, available separately, provides power to the FP-TPS4A and to the connected receiving modules. It is not necessary to connect power supplies to the connected receivers, facilitating installation. A front-panel blue LED is illuminated when the FP-TPS4A is receiving and distributing 24 Vdc to both RJ45 jacks. The distributed output dc voltage is short-circuit protected by an automatically resetting fuse. A power fault on either output jack causes the blue LED to extinguish.

The FP-TPS4A is ideally suited to guest room installations with bedside and restroom listening stations. The outputs are fully compatible with all RDL Format-A receivers.

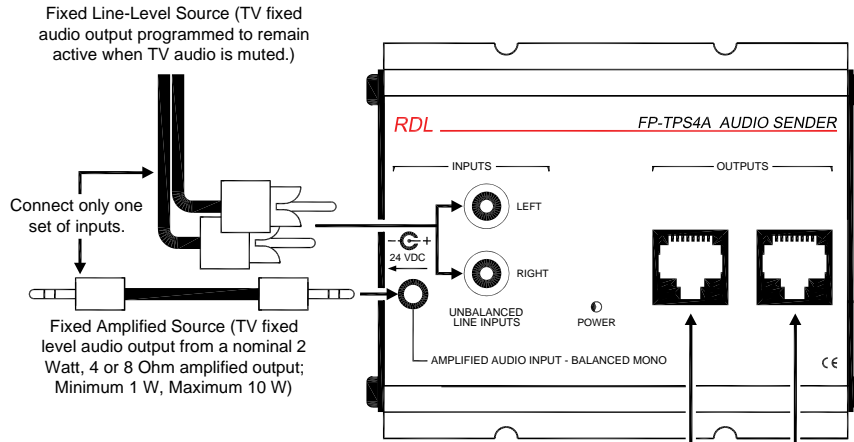
RDL FORMAT-A features superior audio performance that rivals or exceeds shielded wiring. Design simplicity, ease of installation, unsurpassed flexibility, automatic fused power, exceptional hum rejection, low noise, and low distortion provide designers and installers the optimum choice in economical twisted pair products.

FLAT-PAK™ SERIES  
**Model FP-TPS4A**  
**Format-A Two-Pair Audio Sender**

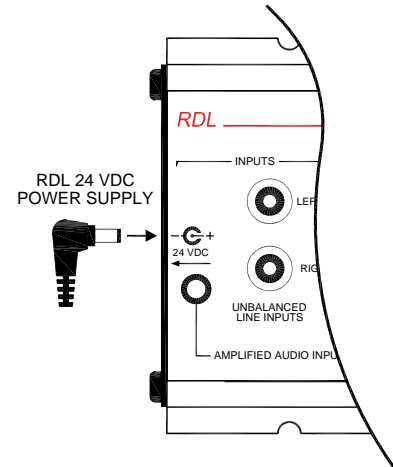
## Installation/Operation

EN55103-1 E1-E5; EN55103-2 E1-E4; EN60065  
 Typical Performance reflects product at publication time exclusive of EMC data, if any, supplied with product. Specifications are subject to change without notice. This product is Professional Apparatus.

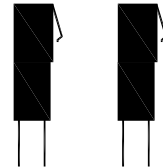
### AUDIO CONNECTION



### POWER CONNECTION

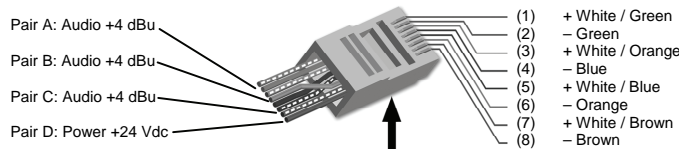


### RECEIVER CONNECTIONS



Connect one or more FORMAT A Receivers to one or both OUTPUTS. (Maximum total connected receiver load: 500 mA)

### RJ45 Standard Wiring



Tab on bottom of connector

RJ45 conductor colors shown are for 568A standard. The 568B standard may be used if the connectors at both ends of the cable are wired identically.

#### TYPICAL PERFORMANCE

Inputs (3): 20 kΩ unbalanced (2, left and right); 100 kΩ balanced (mono amplified)  
 Input Connection: Phono Jack (Unbal.); Mini-jack (Bal.)  
 Input Level: -10 dBV unbalanced; 1 W (8 Ohms) to 10 W (8 Ohms) balanced, 2 W nominal  
 Format-A Signal Pairs Used (2): B, C  
 Output: RDL TP Format-A  
 Output Connection: RJ45  
 Frequency Response: 10 Hz to 50 kHz (+/- 0.1 dB)  
 THD+N: < 0.05%  
 Noise below +4 dBu: < -85 dB  
 Crosstalk: < -85 dB (10 Hz to 10 kHz); < -80 dB (10 kHz to 20 kHz)  
 Headroom above +4 dBu: > 18 dB  
 Indicator: Power (Input and outputs active)  
 Power Connection: Power Jack (locking)  
 Power Requirement: 24 Vdc @ 30 mA plus connected loads  
 Maximum Load Current: 500 mA  
 Dimensions: 4.15" (10.5 cm) L; 3.25" (8.6 cm) W; 1.68" (4.27 cm) H