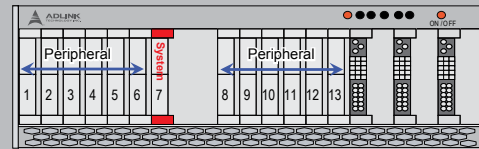


# cPCIS-2633/cPCIS-2833 3U CompactPCI® Subsystem with 13-slot Backplane, 2 + 1 CompactPCI® Redundant Power Modules

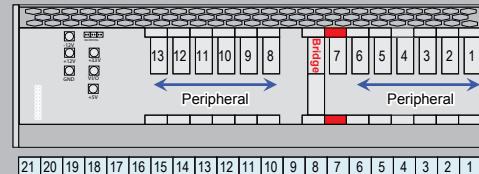


## Features

- 3U CompactPCI® backplane with 12 peripheral slots and one system slot
- 2 + 1 hot swappable 500 W + 250 W CompactPCI® Power supply (supports three 250 W PSUs)
- Temperature, voltage, and fan monitoring LEDs
- Supports current sharing on +5V, +3.3V, and +12V
- PICMG® 2.11 47-pin power interface
- Hot-swappable cooling fans & filter
- Supports rear I/O backplane with P2 connectors for cPCI 50mm/80mm depth RTMs



cPCIS-2633R/cPCIS-2833R Inside Front View



cPCIS-2633R/cPCIS-2833R Inside Rear View

## Ordering Information

Model Name	System	Peripheral	Rear	Alarm Module	PSU QTY	PSU MAX	PICMG®
cPCIS-2633/cPCIS-2833	1	12	N/A	Yes	3	750 W (2 + 1)	2.0, 2.1, 2.11
cPCIS-2633R/cPCIS-2833R	1	12	12	Yes	3	750 W (2 + 1)	2.0, 2.1, 2.11

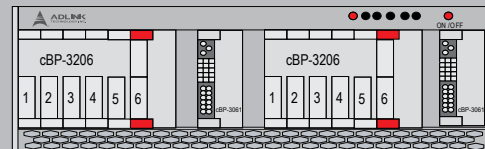
Notes: 1. All models above do not include any system or peripheral boards.  
2. One cPCI segment, removable PCI to PCI bridge card for bus extension, system slot in the middle.

# cPCIS-2642/cPCIS-2842 Dual 3U CompactPCI® Subsystem with two 6-slot Backplanes and two CompactPCI® Power Modules

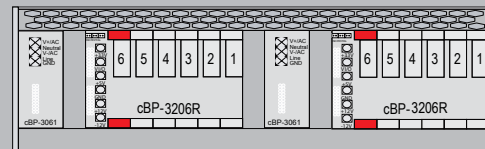


## Features

- Dual 3U CompactPCI® systems, each with five peripheral slots and one system slot
- 1/1 250 W CompactPCI® Power supplies
- Temperature, voltage, and fan monitoring LEDs
- Supports current sharing on +5 V, +3.3 V, and +12 V
- PICMG® 2.11 47-pin power interface
- Hot-swappable cooling fans & filter
- Supports rear I/O backplane with P2 connectors for cPCI 50mm/80mm depth RTMs



cPCIS-2642R/cPCIS-2842R Inside Front View



cPCIS-2642R/cPCIS-2842R Inside Rear View

## Ordering Information

Model Name	Segment	System	Peripheral	Rear	Alarm Module	PSU QTY	PSU MAX	PICMG®
cPCIS-2642/cPCIS-2842	2	1/1	5/5	N/A	Yes	1/1	250 W	2.0, 2.1, 2.11
cPCIS-2642R/cPCIS-2842R	2	1/1	5/5	5/5	Yes	1/1	250 W	2.0, 2.1, 2.11

Note: All models above do not include any system or peripheral boards.