

SG15SC6M

60V 15A

特長

- 低 V_F
- 低ノイズ
- 高速スイッチング

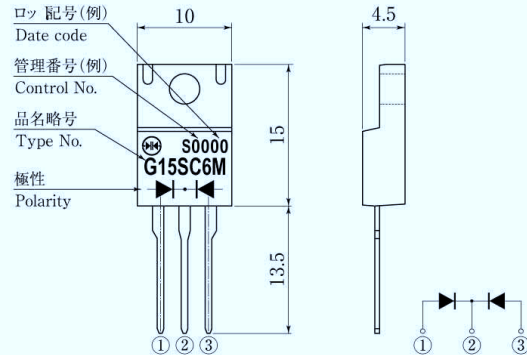
Feature

- Low V_F
- Low Noise
- High Recovery Speed

■ 外観図 OUTLINE

Package : FTO-220G

Unit:mm



外形図については新電元Webサイトをご参照下さい。捺印表示については捺印仕様をご確認下さい。

For details of the outline dimensions, refer to our web site. As for the marking, refer to the specification "Marking, Terminal Connection".

■ 定格表 RATINGS

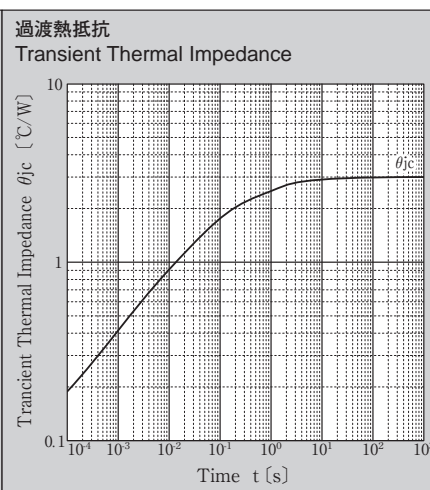
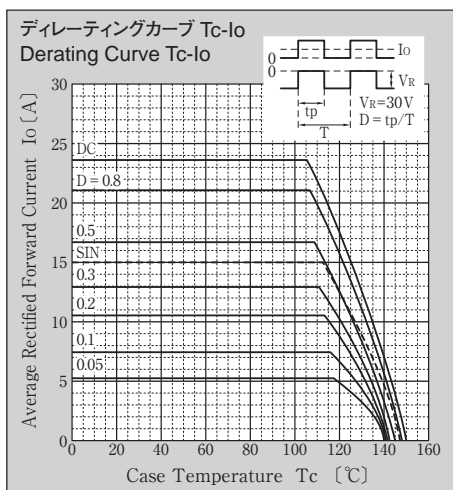
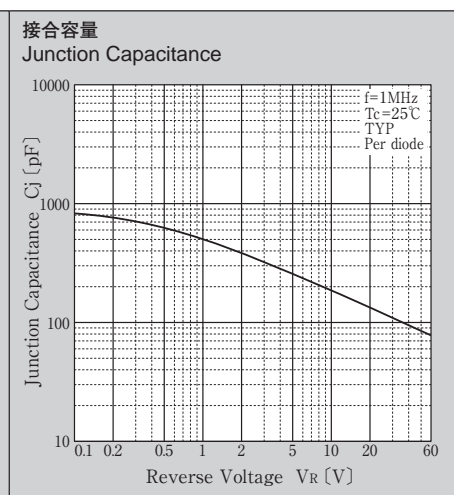
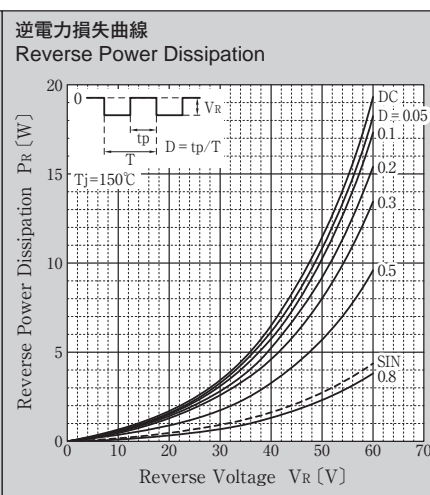
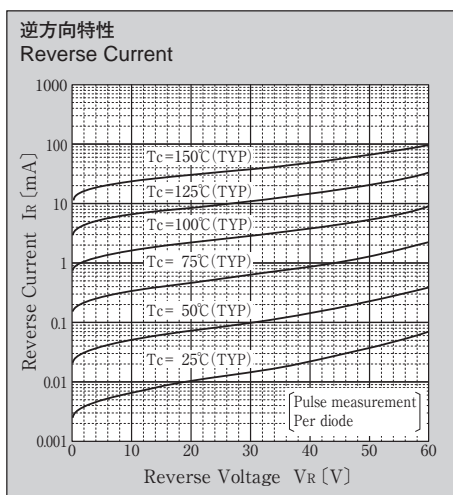
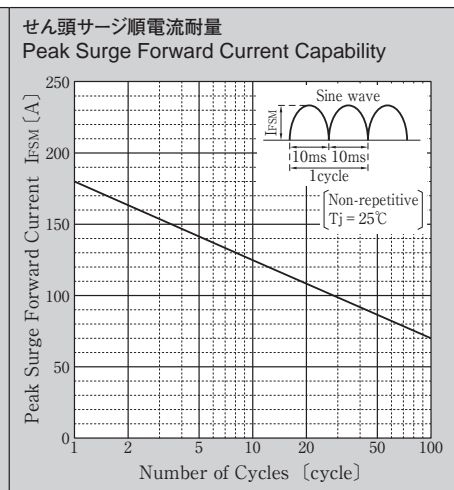
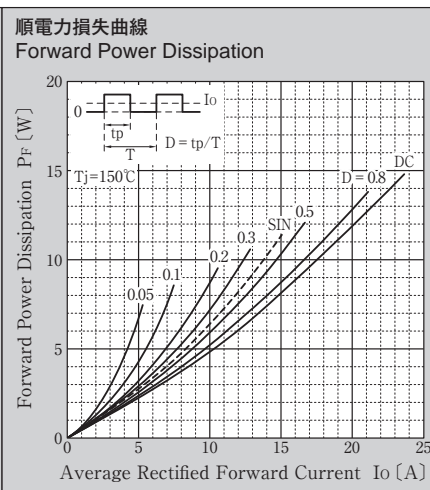
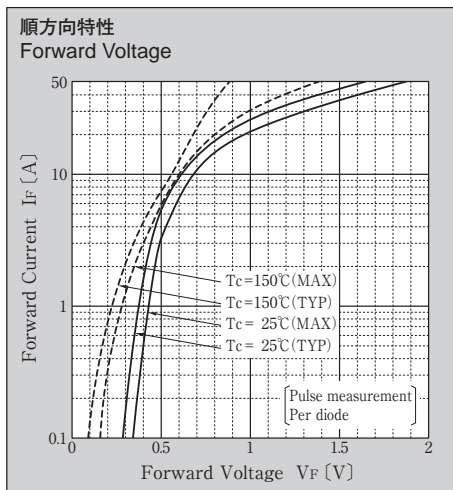
● 絶対最大定格 Absolute Maximum Ratings (指定のない場合 $T_c = 25^\circ\text{C}$)

| 項目 Item | 記号 Symbol | 条件 Conditions | 規格値 Ratings | 単位 Unit |
|--|--------------|--|----------------|-------------------------|
| 保存温度 Storage Temperature | T_{stg} | | -55~150 | $^\circ\text{C}$ |
| 接合部温度 Operation Junction Temperature | T_j | | 150 | $^\circ\text{C}$ |
| せん頭逆電圧 Maximum Reverse Voltage | V_{RM} | | 60 | V |
| 繰り返しせん頭サージ逆電圧 Repetitive Peak Surge Reverse Voltage | V_{RRSM} | パルス幅0.5ms, duty 1/40 Pulse width 0.5ms, duty 1/40 | 65 | V |
| 出力電流 Average Rectified Forward Current | I_o | 50Hz正弦波, 抵抗負荷, $T_c = 113^\circ\text{C}$ 50Hz sine wave, Resistance load, $T_c = 113^\circ\text{C}$ | 15 | A |
| せん頭サージ順電流 Peak Surge Forward Current | I_{FSM} | 50Hz正弦波, 非繰り返し1サイクルせん頭値, $T_j = 25^\circ\text{C}$ 50Hz sine wave, Non-repetitive 1 cycle peak value, $T_j = 25^\circ\text{C}$ | 180 | A |
| 絶縁耐圧 Dielectric Strength | V_{dis} | 一括端子・ケース裏面間, AC1分間印加 Terminals to case, AC 1 minute | 1.5 | kV |
| 締め付けトルク Mounting Torque | TOR | (推奨値: $0.3\text{N}\cdot\text{m}$) (Recommended torque: $0.3\text{N}\cdot\text{m}$) | 0.5 | $\text{N}\cdot\text{m}$ |

● 電氣的・熱的特性 Electrical Characteristics (指定のない場合 $T_c = 25^\circ\text{C}$)

| | | | | |
|------------------------------|---------------|--|----------------------|---------------------------|
| 順電圧 Forward Voltage | V_F | $I_F = 7.5\text{A}$, パルス測定, 1素子当りの規格値 Pulse measurement, Per diode | MAX 0.61 TYP 0.56 | V |
| 逆電流 Reverse Current | I_R | $V_R = 60\text{V}$, パルス測定, 1素子当りの規格値 Pulse measurement, Per diode | MAX 0.6 | mA |
| 接合容量 Junction Capacitance | C_j | $f = 1\text{MHz}$, $V_R = 10\text{V}$, 1素子当りの規格値 Per diode | TYP 185 | pF |
| 熱抵抗 Thermal Resistance | θ_{jc} | 接合部・ケース間 Junction to case | MAX 3.0 | $^\circ\text{C}/\text{W}$ |

■特性図 CHARACTERISTIC DIAGRAMS



* Sine waveは50Hzで測定しています。
* 50Hz sine wave is used for measurements.