

SF5K60M

600V 5A

特長

- 高耐圧
- 低 V_F
- ソフトリカバリ

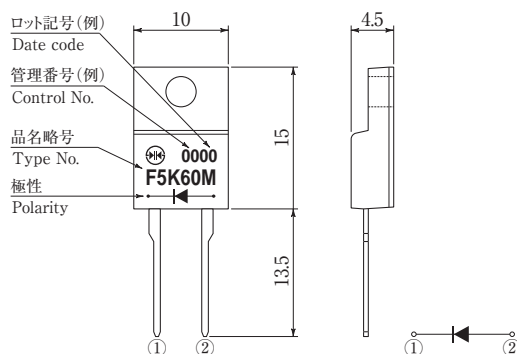
Feature

- High Voltage
- Low V_F
- Soft Recovery

■外観図 OUTLINE

Package : FTO-220AG

Unit:mm



外形図については新電元Webサイトをご参照下さい。捺印表示については捺印仕様をご確認下さい。

For details of the outline dimensions, refer to our web site. As for the marking, refer to the specification "Marking, Terminal Connection".

■定格表 RATINGS

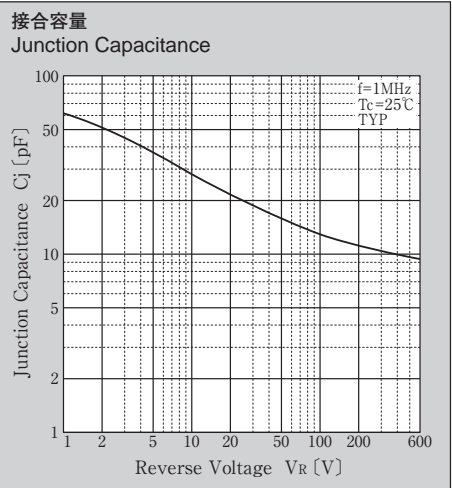
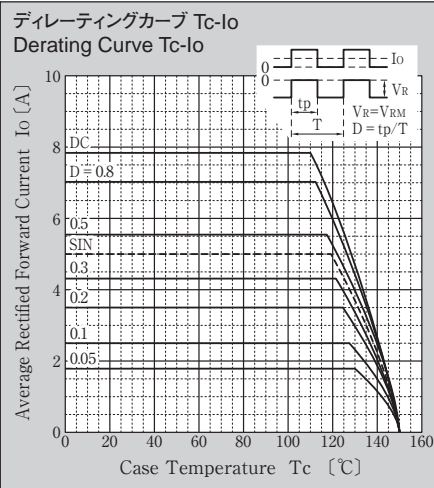
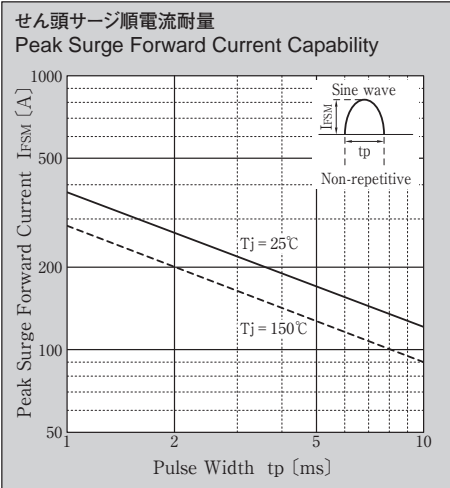
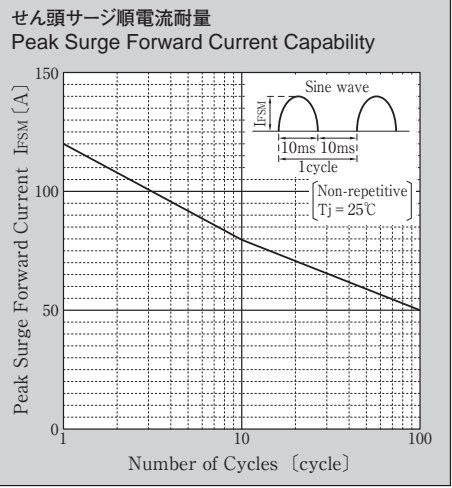
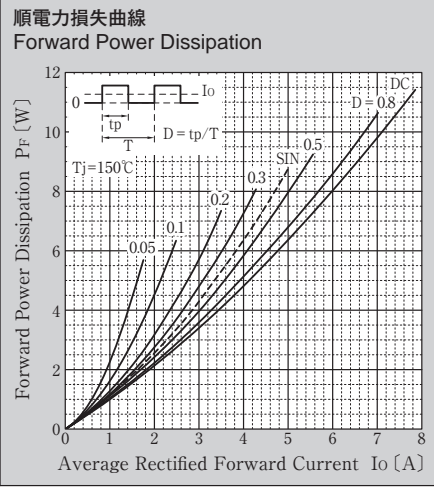
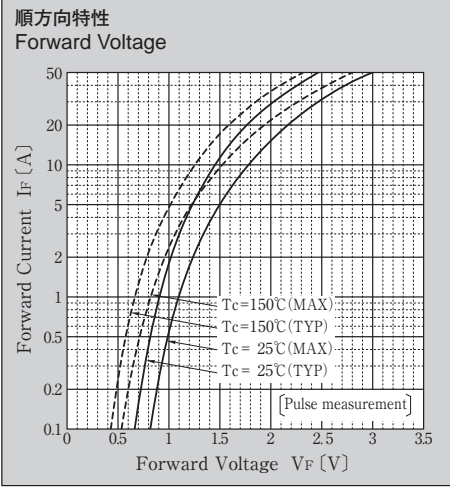
●絶対最大定格 Absolute Maximum Ratings (指定のない場合 $T_c = 25^\circ\text{C}$ / Unless otherwise specified)

項目 Item	記号 Symbol	条件 Conditions	規格値 Ratings	単位 Unit
保存温度 Storage Temperature	T_{stg}		- 55 ~ 150	$^\circ\text{C}$
接合部温度 Operation Junction Temperature	T_j		150	$^\circ\text{C}$
せん頭逆電圧 Maximum Reverse Voltage	V_{RM}		600	V
出力電流 Average Rectified Forward Current	I_o	50Hz 正弦波, 抵抗負荷, $T_c = 119^\circ\text{C}$ 50Hz sine wave, Resistance load, $T_a = 119^\circ\text{C}$	5	A
せん頭サーージ順電流 Peak Surge Forward Current	I_{FSM}	50Hz 正弦波, 非繰り返し1サイクルせん頭値, $T_j = 25^\circ\text{C}$ 50Hz sine wave, Non-repetitive 1 cycle peak value, $T_j = 25^\circ\text{C}$	120	A
	I_{FSM1}	tp = 1ms 正弦波, 非繰り返し1サイクルせん頭値, $T_j = 25^\circ\text{C}$ tp = 1ms sine wave, Non-repetitive 1 cycle peak value, $T_j = 25^\circ\text{C}$	379	
絶縁耐圧 Dielectric Strength	V_{dis}	一括端子・ケース間, AC 1分間印加 Terminals to case, AC 1 minute	2.0	kV
締め付けトルク Mounting Torque	TOR	(推奨値: $0.3\text{N}\cdot\text{m}$) (Recommended torque: $0.3\text{N}\cdot\text{m}$)	0.5	$\text{N}\cdot\text{m}$

●電氣的・熱的特性 Electrical Characteristics (指定のない場合 $T_c = 25^\circ\text{C}$ / Unless otherwise specified)

順電圧 Forward Voltage	V_F	$I_F = 0.5\text{A}$, パルス測定 Pulse measurement	TYP 0.81	V
		$I_F = 5.0\text{A}$, パルス測定 Pulse measurement	TYP 1.23 MAX 1.50	V
逆電流 Reverse Current	I_R	$V_R = 600\text{V}$, パルス測定 Pulse measurement	MAX 10	μA
逆回復時間 Reverse Recovery Time	trr	$I_F = 0.5\text{A}$, $I_R = 1.0\text{A}$, $0.25 I_R$	MAX 85	ns
		$I_F = 1.0\text{A}$, $V_R = 30\text{V}$, $di/dt = -50\text{A}/\mu\text{s}$, $0.25 I_R$	MAX 68	ns
		$I_F = 1.0\text{A}$, $V_R = 420\text{V}$, $di/dt = -50\text{A}/\mu\text{s}$, $0.25 I_R$	MAX 78	ns
接合容量 Junction Capacitance	C_j	$f = 1\text{MHz}$, $V_R = 10\text{V}$	TYP 28	pF
熱抵抗 Thermal Resistance	θ_{jc}	接合部・ケース間 Junction to case	MAX 3.5	$^\circ\text{C}/\text{W}$

■特性図 CHARACTERISTIC DIAGRAMS



* Sine waveは50Hzで測定しています。
 * 50Hz sine wave is used for measurements.