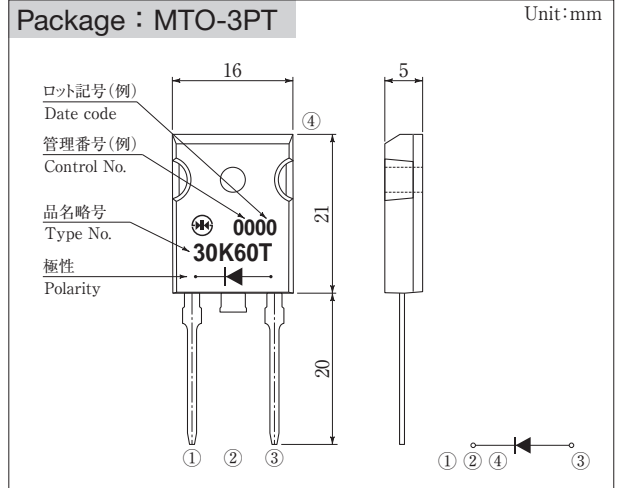


**S30K60T****600V 30A****特長**

- 高耐圧
- ソフトリカバリー
- 低V<sub>F</sub>

**Feature**

- High Voltage
- Soft Recovery
- Low V<sub>F</sub>

**■外観図 OUTLINE**

外形図については新電元Webサイトをご参照下さい。捺印表示については捺印仕様をご確認下さい。

For details of the outline dimensions, refer to our web site. As for the marking, refer to the specification "Marking, Terminal Connection".

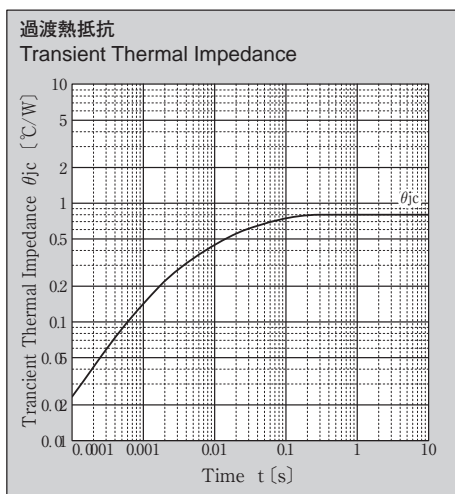
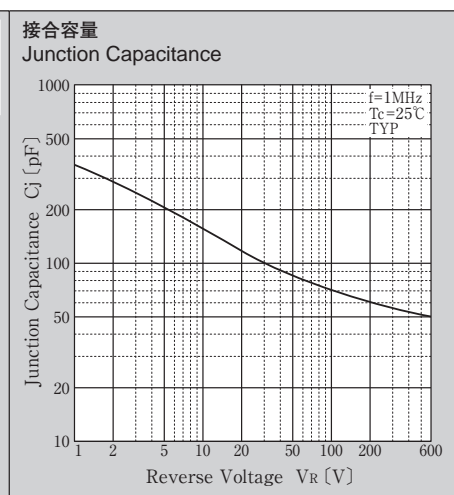
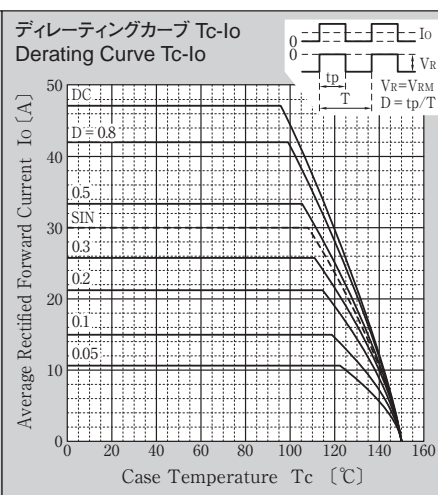
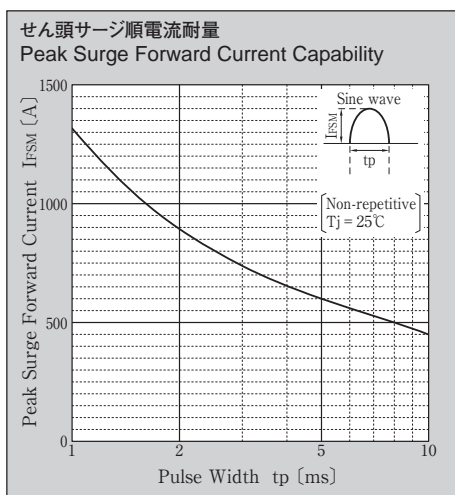
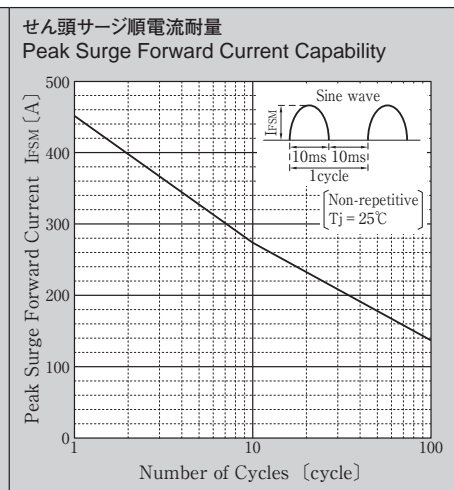
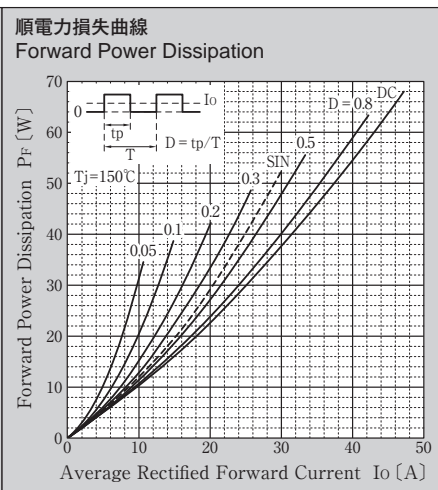
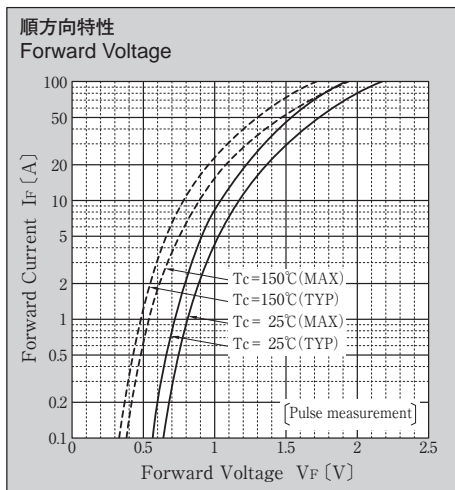
**■定格表 RATINGS****●絶対最大定格 Absolute Maximum Ratings (指定のない場合 T<sub>c</sub> = 25°C)**

項目 Item	記号 Symbol	条件 Conditions	規格値 Ratings	単位 Unit
保存温度 Storage Temperature	T <sub>stg</sub>		- 55 ~ 150	°C
接合部温度 Operation Junction Temperature	T <sub>j</sub>		150	°C
せん頭逆電圧 Maximum Reverse Voltage	V <sub>RM</sub>		600	V
出力電流 Average Rectified Forward Current	I <sub>o</sub>	50Hz正弦波, 抵抗負荷, フィン付き T <sub>c</sub> = 123°C 50Hz sine wave, Resistance load, With heatsink T <sub>c</sub> = 123°C	30	A
せん頭サージ順電流 Peak Surge Forward Current	I <sub>FSM</sub>	50Hz正弦波, 非繰り返し1サイクルせん頭値, T <sub>j</sub> = 25°C 50Hz sine wave, Non-repetitive 1 cycle peak value, T <sub>j</sub> = 25°C	450	A
	I <sub>FSM1</sub>	tp = 1ms, T <sub>j</sub> = 25°C, 非繰り返し tp = 1ms, T <sub>j</sub> = 25°C, Non-repetitive	1320	
締め付けトルク Mounting Torque	TOR	(推奨値: 0.5N・m) (Recommended torque: 0.5N・m)	0.8	N・m

**●電氣的・熱的特性 Electrical Characteristics (指定のない場合 T<sub>c</sub> = 25°C)**

順電圧 Forward Voltage	V <sub>F</sub>	I <sub>F</sub> = 3A, パルス測定 Pulse measurement	TYP 0.84	V
		I <sub>F</sub> = 30A, パルス測定 Pulse measurement	MAX 1.50 TYP 1.33	
逆電流 Reverse Current	I <sub>R</sub>	V <sub>R</sub> = 600V, パルス測定 Pulse measurement	MAX 10	μA
逆回復時間 Reverse Recovery Time	trr	I <sub>F</sub> = 0.5A, I <sub>R</sub> = 1A, 0.25 I <sub>R</sub>	MAX 100	ns
		I <sub>F</sub> = 1.0A, V <sub>R</sub> = 30V, di/dt = - 50A/μs, 0.25 I <sub>R</sub>	MAX 74	
		I <sub>F</sub> = 1.0A, V <sub>R</sub> = 420V, di/dt = - 50A/μs, 0.25 I <sub>R</sub>	MAX 88	
接合容量 Junction Capacitance	C <sub>j</sub>	f = 1MHz, V <sub>R</sub> = 10V	TYP 154	pF
熱抵抗 Thermal Resistance	θ <sub>jc</sub>	接合部・ケース間, フィン付き Junction to case, with heatsink	MAX 0.8	°C/W

■特性図 CHARACTERISTIC DIAGRAMS



\* Sine waveは50Hzで測定しています。  
 \* 50Hz sine wave is used for measurements.