

MBRX120LF

Low Forward Voltage Drop Schottky Barrier Diodes

Features

- Halogen free available upon request by adding suffix "-HF"
- High Surge Capability
- Super Low Forward Voltage Drop
- Low Profile Package
- Lead Free Finish/Rohs Compliant ("P" Suffix designates Compliant. See ordering information)

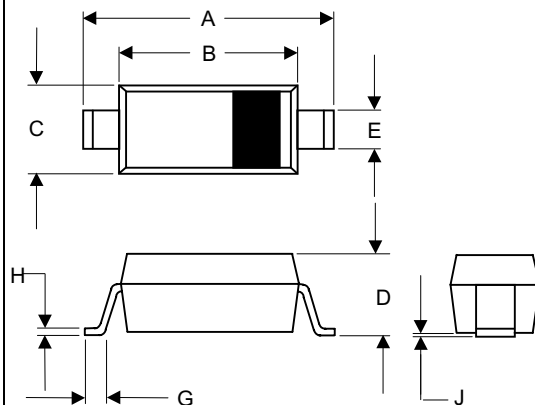
Mechanical Data

- **Packaging:** JEDEC SOD-123
- **Marking Code:** F02
- Epoxy meets UL 94 V-0 flammability rating
- **Moisture Sensitivity Level 1**

Maximum Ratings

Symbol	Parameter	Rating	Unit
$V_{R(RMS)}$	Maximum RMS Voltage	14	V
V_{RRM}	Repetitive Reverse Voltage	20	V
$I_{F(AV)}$	Average Forward Current	1	A
I_{FSM}	Surge Forward Current at 8.3ms	12	A
R_{thJa}	Typical Thermal Resistance ⁽¹⁾	60	°C/W
R_{thJa}	Typical Thermal Resistance ⁽²⁾	180	°C/W
P_d	Power Dissipation ⁽¹⁾	1.67	W
P_d	Power Dissipation ⁽²⁾	556	mW
$T_{STG\&J}$	Junction & Storage Temperature	-65 to +125	°C

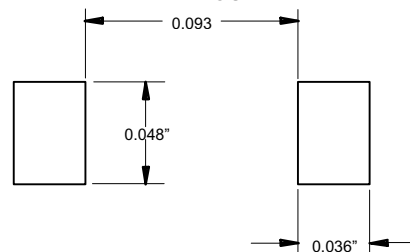
SOD-123



DIMENSIONS

DIM	INCHES		MM		NOTE
	MIN	MAX	MIN	MAX	
A	.140	.152	3.55	3.85	
B	.100	.112	2.55	2.85	
C	.055	.071	1.40	1.80	
D	----	.053	----	1.35	
E	.012	.031	0.30	.78	
G	.006	----	0.15	----	
H	----	.01	----	.25	
J	----	.006	----	.15	

SUGGESTED SOLDER PAD LAYOUT



Electrical Characteristics @ 25°C Unless Otherwise Specified

Symbol	Parameter	Min	Typ	Max	Units
V_F	Forward Voltage @0.1A @0.7A @1A		0.2 0.3 0.32	0.36	V
I_R	Leakage Current @VR=5V @VR=20V		0.26	1	mA
C_T	Typical Junction Capacitance @f=1.0MHz, Vr=10V		75		PF

Note

1. Part mounted on 50.8mm X 50.8mm GETEK board with 25.4mm X 25.4mm copper pad. $T_A = 25^\circ C$.
2. Part mounted on FR-4 board with 1.8mm X 2.5mm copper pads. $T_A = 25^\circ C$.

MBRX120LF

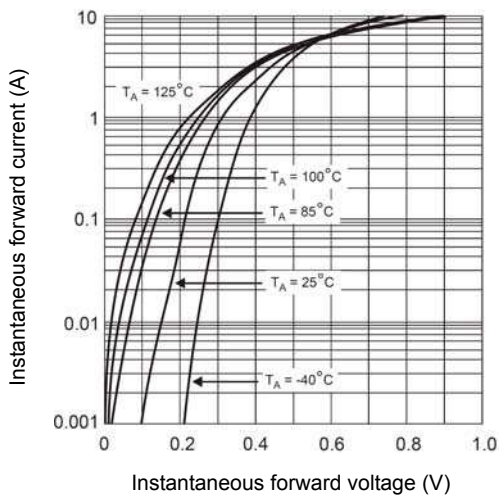


Fig.1 Typical forward characteristics

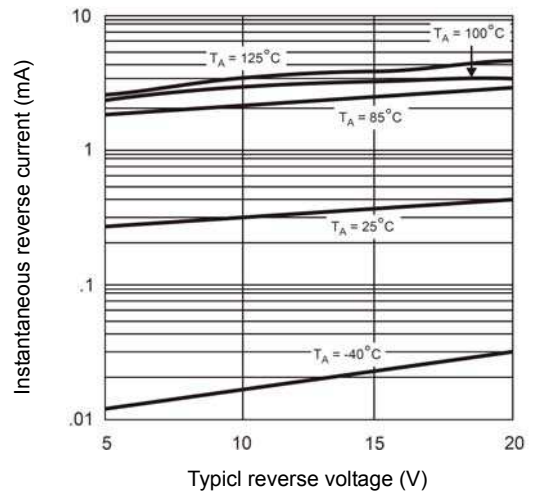


Fig.2 Typical reverse characteristics

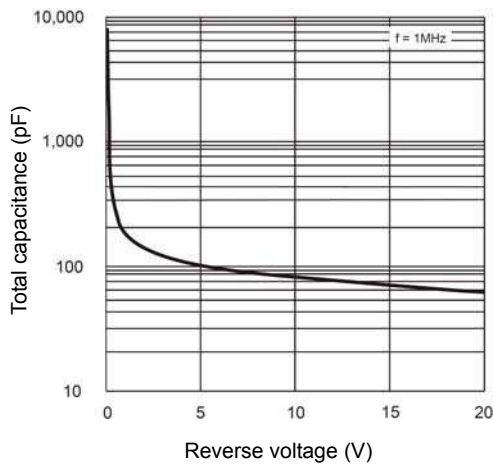


Fig.3 Typical total capacitance



Micro Commercial Components

Ordering Information :

Device	Packing
Part Number-TP	Tape&Reel: 3Kpcs/Reel

Note : Adding "-HF" suffix for halogen free, eg. Part Number-TP-HF

IMPORTANT NOTICE

Micro Commercial Components Corp. reserves the right to make changes without further notice to any product herein to make corrections, modifications , enhancements , improvements , or other changes . **Micro Commercial Components Corp .** does not assume any liability arising out of the application or use of any product described herein; neither does it convey any license under its patent rights ,nor the rights of others . The user of products in such applications shall assume all risks of such use and will agree to hold **Micro Commercial Components Corp .** and all the companies whose products are represented on our website, harmless against all damages.

LIFE SUPPORT

MCC's products are not authorized for use as critical components in life support devices or systems without the express written approval of Micro Commercial Components Corporation.

CUSTOMER AWARENESS

Counterfeiting of semiconductor parts is a growing problem in the industry. Micro Commercial Components (MCC) is taking strong measures to protect ourselves and our customers from the proliferation of counterfeit parts. MCC strongly encourages customers to purchase MCC parts either directly from MCC or from Authorized MCC Distributors who are listed by country on our web page cited below. Products customers buy either from MCC directly or from Authorized MCC Distributors are genuine parts, have full traceability, meet MCC's quality standards for handling and storage. **MCC will not provide any warranty coverage or other assistance for parts bought from Unauthorized Sources.** MCC is committed to combat this global problem and encourage our customers to do their part in stopping this practice by buying direct or from authorized distributors.