



**BAS70WT  
 THRU  
 BAS70WT-06**

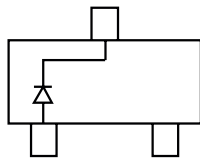
**200mW Schottky  
 Barrier Rectifiers  
 70 Volts**

**Features**

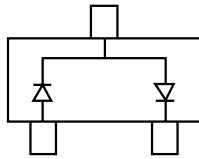
- Low Turn-on Voltage
- Fast Switching
- Ultra-Small Surface Mount Package
- Forward Continuous Current: 70mA @ Ta= 25°C
- Operating Temperature Range Tj: -55 to +125°C
- Storage Temperature Range Tstg: -65 to +150°C
- Halogen free available upon request by adding suffix "-HF"
- Lead Free Finish/Rohs Compliant ("P" Suffix designates RoHS Compliant. See ordering information)

**Mechanical Data**

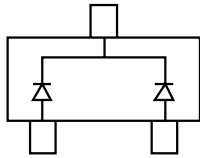
- Epoxy meets UL 94 V-0 flammability rating
- Moisture Sensitivity Level 1
- Marking Code: BAS70WT=K73  
 BAS70WT-04=K74  
 BAS70WT-05=K75  
 BAS70WT-06=K76



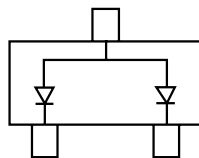
BAS70WT



BAS70WT-04

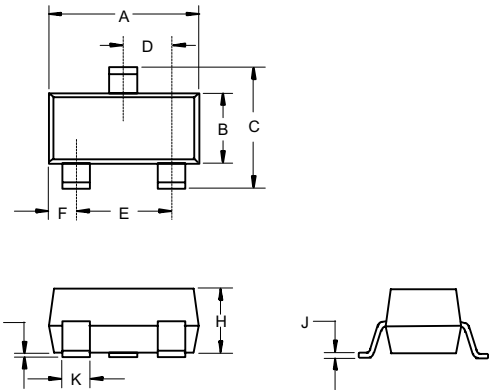


BAS70WT-05



BAS70WT-06

**SOT-323**

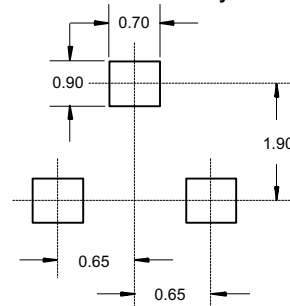


DIM	INCHES		MM		NOTE
	MIN	MAX	MIN	MAX	
A	.071	.087	1.80	2.20	
B	.045	.053	1.15	1.35	
C	.079	.087	2.00	2.20	
D	.026 Nominal		0.65Nominal		
E	.047	.055	1.20	1.40	
F	.012	.016	.30	.40	
G	.000	.004	.000	.100	
H	.035	.039	.90	1.00	
J	.004	.010	.100	.250	
K	.012	.016	.30	.40	

**Electrical Characteristics @ 25°C Unless Otherwise Specified**

Symbol	Parameter	Min	Typ	Max	Units
V <sub>(BR)R</sub>	Reverse Breakdown Voltage (I <sub>R</sub> =10uAdc)	70	---	---	V
V <sub>F</sub>	Forward Voltage (I <sub>F</sub> =1.0mAdc, I <sub>F</sub> =15mAdc)	---	---	410 1000	mV
I <sub>R</sub>	Leakage Current (V <sub>R</sub> =50Vdc)	---	---	100	nA
C <sub>D</sub>	Junction Capacitance (V <sub>R</sub> =0, f=1.0MHz)	---	---	2.0	pF
t <sub>rr</sub>	Reverse Recovery Time (I <sub>F</sub> =10mA through I <sub>R</sub> =10mA to I <sub>R</sub> =1.0mA)	---	---	5.0	ns

**Suggested Solder Pad Layout**





Micro Commercial Components

### Ordering Information :

Device	Packing
Part Number-TP	Tape&Reel: 3Kpcs/Reel

Note : Adding "-HF" suffix for halogen free, eg. Part Number-TP-HF

#### \*\*\*IMPORTANT NOTICE\*\*\*

**Micro Commercial Components Corp.** reserves the right to make changes without further notice to any product herein to make corrections, modifications , enhancements , improvements , or other changes . **Micro Commercial Components Corp .** does not assume any liability arising out of the application or use of any product described herein; neither does it convey any license under its patent rights ,nor the rights of others . The user of products in such applications shall assume all risks of such use and will agree to hold **Micro Commercial Components Corp .** and all the companies whose products are represented on our website, harmless against all damages.

#### \*\*\*LIFE SUPPORT\*\*\*

MCC's products are not authorized for use as critical components in life support devices or systems without the express written approval of Micro Commercial Components Corporation.

#### \*\*\*CUSTOMER AWARENESS\*\*\*

Counterfeiting of semiconductor parts is a growing problem in the industry. Micro Commercial Components (MCC) is taking strong measures to protect ourselves and our customers from the proliferation of counterfeit parts. MCC strongly encourages customers to purchase MCC parts either directly from MCC or from Authorized MCC Distributors who are listed by country on our web page cited below. Products customers buy either from MCC directly or from Authorized MCC Distributors are genuine parts, have full traceability, meet MCC's quality standards for handling and storage. **MCC will not provide any warranty coverage or other assistance for parts bought from Unauthorized Sources.** MCC is committed to combat this global problem and encourage our customers to do their part in stopping this practice by buying direct or from authorized distributors.

[www.mccsemi.com](http://www.mccsemi.com)