



Micro Commercial Components



Micro Commercial Components
20736 Marilla Street Chatsworth
CA 91311
Phone: (818) 701-4933
Fax: (818) 701-4939

UF1A THRU UF1M

Features

- Lead Free Finish/RoHS Compliant(NOTE 1) ("P" Suffix designates RoHS Compliant. See ordering information)
- Epoxy meets UL 94 V-0 flammability rating
- Moisture Sensitivity Level 1
- Glass passivated junction
- Easy pick and place
- High Temp Soldering: 260°C for 10 Seconds At Terminals
- Superfast Recovery Times For High Efficiency
- Halogen free available upon request by adding suffix "-HF"

Maximum Ratings

- Operating Temperature: -50°C to +150°C
- Storage Temperature: -50°C to +150°C
- Maximum Thermal Resistance; 30°C/W Junction To Lead

MCC Catalog Number	Device Marking	Maximum Recurrent Peak Reverse Voltage	Maximum RMS Voltage	Maximum DC Blocking Voltage
UF1A	UF1A	50V	35V	50V
UF1B	UF1B	100V	70V	100V
UF1D	UF1D	200V	140V	200V
UF1G	UF1G	400V	280V	400V
UF1J	UF1J	600V	420V	600V
UF1K	UF1K	800V	560V	800V
UF1M	UF1M	1000V	700V	1000V

Electrical Characteristics @ 25°C Unless Otherwise Specified

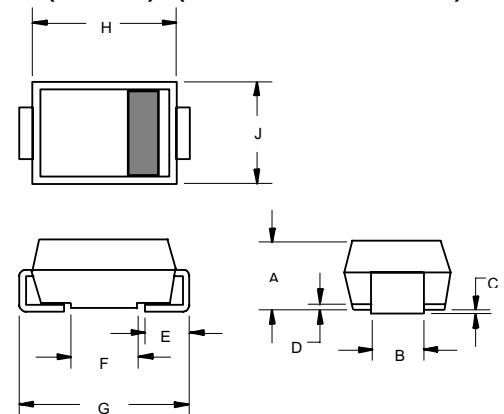
Average Forward Current	$I_{F(AV)}$	1.0A	$T_L = 100^\circ\text{C}$
Peak Forward Surge Current	I_{FSM}	30A	8.3ms, half sine
Maximum Instantaneous Forward Voltage	V_F	1.0V	$I_{FM} = 1.0A;$ $T_J = 25^\circ\text{C}^*$
UF1A-D		1.4V	
UF1G UF1J-M		1.7V	
Maximum DC Reverse Current At Rated DC Blocking Voltage	I_R	10µA 100µA	$T_A = 25^\circ\text{C}$ $T_A = 125^\circ\text{C}$
Maximum Reverse Recovery Time	T_{rr}	50ns	$I_F=0.5A, I_R=1.0A,$ $I_{rr}=0.25A$
UF1A-G UF1J-M		100ns	
Typical Junction Capacitance	C_J	17pF	Measured at 1.0MHz, $V_R=4.0V$

*Pulse test: Pulse width 200 µsec, Duty cycle 2%

Note: 1. High Temperature Solder Exemptions Applied, see EU Directive Annex 7.

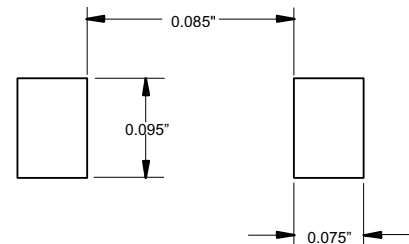
**1 Amp Surface Mount
Ultra Fast
Rectifier
50 to 1000 Volts**

DO-214AA (SMB) (LEAD FRAME)



DIM	DIMENSIONS				NOTE
	INCHES		MM		
A	.083	.096	2.11	2.44	
B	.075	.083	1.91	2.11	
C	.002	.008	.05	.20	
D	----	.02	----	.51	
E	.030	.050	.76	1.27	
F	.065	.091	1.65	2.32	
G	.200	.220	5.08	5.59	
H	.160	.185	4.06	4.70	
J	.130	.155	3.30	3.94	

SUGGESTED SOLDER PAD LAYOUT



UF1A thru UF1M

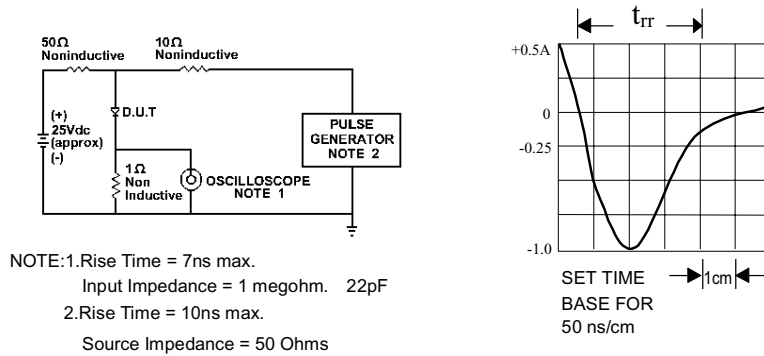


Fig. 1-REVERSE RECOVERY TIME CHARACTERISTIC AND TEST CIRCUIT DIAGRAM

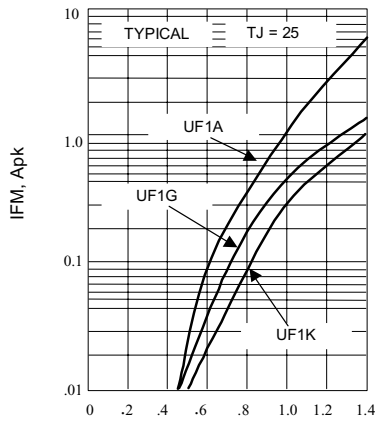


Fig. 2-FORWARD CHARACTERISTICS

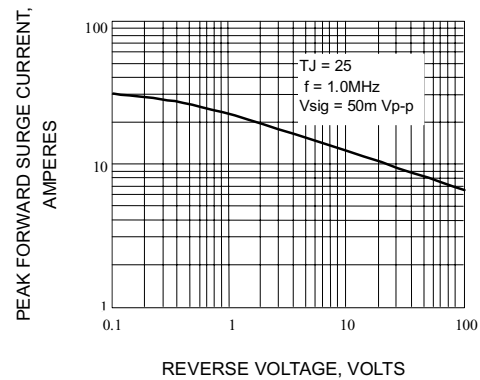


Fig. 3- TYPICAL JUNCTION CAPACITANCE

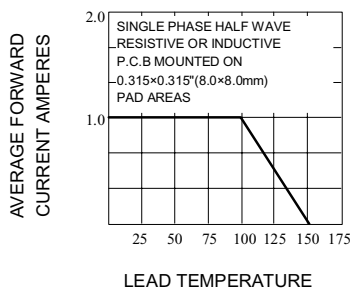


Fig. 4- FORWARD CURRENT DERATING CURVE

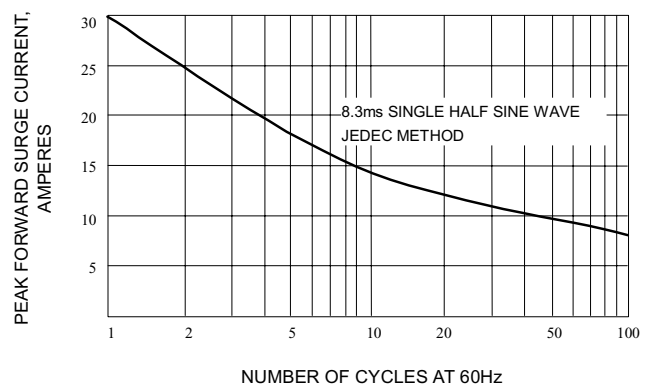


Fig. 5-PEAK FORWARD SURGE CURRENT



Micro Commercial Components

Ordering Information :

Device	Packing
Part Number-TP	Tape&Reel: 3Kpcs/Reel

Note : Adding "-HF" suffix for halogen free, eg. Part Number-TP-HF

IMPORTANT NOTICE

Micro Commercial Components Corp. reserves the right to make changes without further notice to any product herein to make corrections, modifications , enhancements , improvements , or other changes . Micro Commercial Components Corp . does not assume any liability arising out of the application or use of any product described herein; neither does it convey any license under its patent rights ,nor the rights of others . The user of products in such applications shall assume all risks of such use and will agree to hold Micro Commercial Components Corp . and all the companies whose products are represented on our website, harmless against all damages.

LIFE SUPPORT

MCC's products are not authorized for use as critical components in life support devices or systems without the express written approval of Micro Commercial Components Corporation.

CUSTOMER AWARENESS

Counterfeiting of semiconductor parts is a growing problem in the industry. Micro Commercial Components (MCC) is taking strong measures to protect ourselves and our customers from the proliferation of counterfeit parts. MCC strongly encourages customers to purchase MCC parts either directly from MCC or from Authorized MCC Distributors who are listed by country on our web page cited below. Products customers buy either from MCC directly or from Authorized MCC Distributors are genuine parts, have full traceability, meet MCC's quality standards for handling and storage. MCC will not provide any warranty coverage or other assistance for parts bought from Unauthorized Sources. MCC is committed to combat this global problem and encourage our customers to do their part in stopping this practice by buying direct or from authorized distributors.

www.mccsemi.com