



Micro Commercial Components

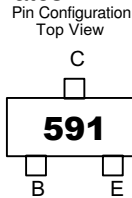
Micro Commercial Components
 20736 Marilla Street Chatsworth
 CA 91311
 Phone: (818) 701-4933
 Fax: (818) 701-4939

FMMT591

PNP Plastic-Encapsulate Transistor

Features

- Lead Free Finish/RoHS Compliant ("P" Suffix designates RoHS Compliant. See ordering information)
- Power dissipation: $P_{CM}=0.5W(T_{amb}=25^{\circ}C)$
- Collector current: $I_C=1A$
- Epoxy meets UL 94 V-0 flammability rating
- Moisture Sensitivity Level 1
- Halogen free available upon request by adding suffix "-HF"



Maximum Ratings*

Symbol	Rating	Rating	Unit
V_{CEO}	Collector-Emitter Voltage	60	V
V_{CBO}	Collector-Base Voltage	80	V
V_{EBO}	Emitter-Base Voltage	5.0	V
I_C	Collector Current,	1.0	A
P_{tot}	Power Dissipation at $T_{amb}=25^{\circ}C$	500	mW
T_J	Operating Junction Temperature	-55 to +150	$^{\circ}C$
T_{STG}	Storage Temperature	-55 to +150	$^{\circ}C$

Electrical Characteristics @ 25°C Unless Otherwise Specified

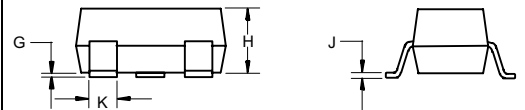
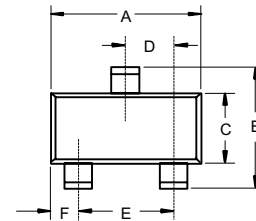
Symbol	Parameter	Min	Max	Units
--------	-----------	-----	-----	-------

OFF CHARACTERISTICS

$V_{(BR)CEO}$	Collector-Emitter Breakdown Voltage* ($I_C=10mA$, $I_B=0$)	60	---	Vdc
$V_{(BR)CBO}$	Collector-Base Breakdown Voltage ($I_C=100\mu A$, $I_E=0$)	80	---	Vdc
$V_{(BR)EBO}$	Emitter-Base Breakdown Voltage ($I_E=100\mu A$, $I_C=0$)	5.0	---	Vdc
I_{CBO}	Collector Cutoff Current ($V_{CB}=60Vdc$, $I_E=0Vdc$)	---	0.1	μA
I_{EBO}	Emitter Cutoff Current ($V_{EB}=4.0Vdc$, $I_C=0$)	---	0.1	μA
$V_{CE(sat)}$	Collector-Emitter Saturation Voltage* ($I_C=500mA$, $I_B=50mA$) ($I_C=1A$, $I_B=100mA$)	---	0.3 0.6	Vdc
$V_{BE(sat)}$	Base-Emitter Saturation Voltage* ($I_C=1A$, $I_B=100mA$)	---	1.2	Vdc
V_{BE}	Base-Emitter Voltage* ($V_{CE}=5Vdc$, $I_C=1A$)	---	1	Vdc
h_{FE}	DC Current Gain ($V_{CE}=5Vdc$, $I_C=1mA$) ($V_{CE}=5Vdc$, $I_C=500mA$)* ($V_{CE}=5Vdc$, $I_C=1A$)* ($V_{CE}=5Vdc$, $I_C=2A$)*	100 100 80 15	---	---
f_T	Transition Frequency ($I_C=50mA$, $V_{CE}=10Vdc$, $f=100MHz$)	150	---	MHz
C_{ob}	Output Capacitance ($V_{CB}=10Vdc$, $f=1.0MHz$)	---	10	pF

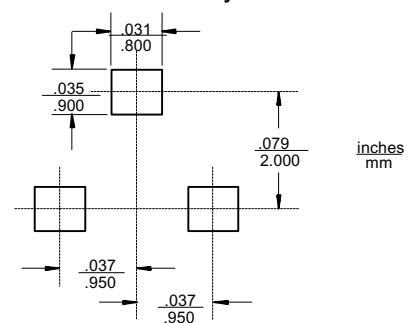
* Measured under pulsed conditions. Pulse width=300us. Duty cycle $\leq 2\%$

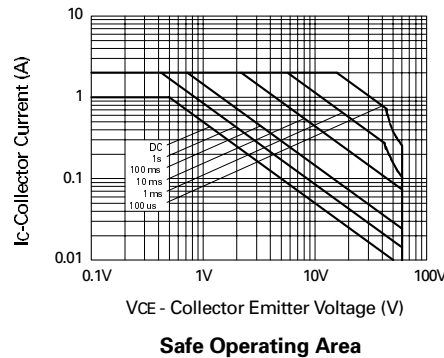
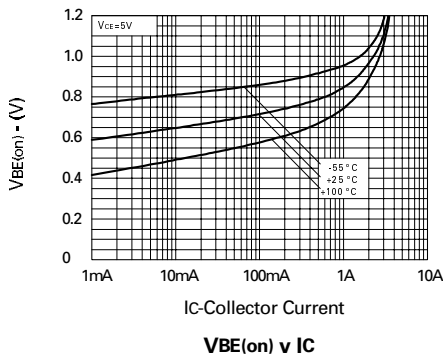
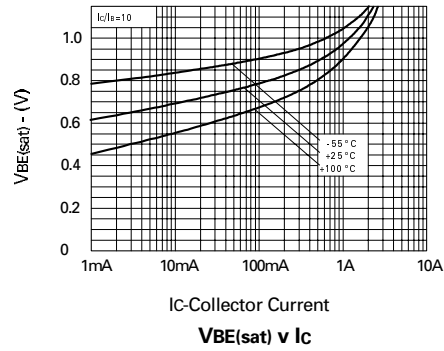
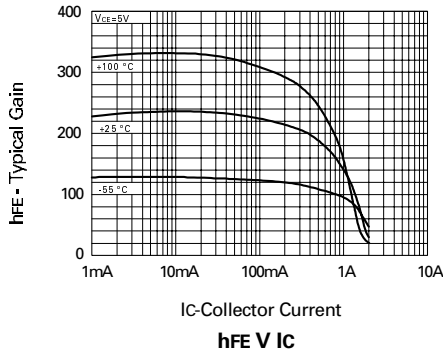
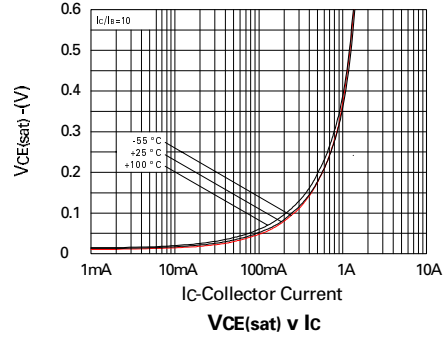
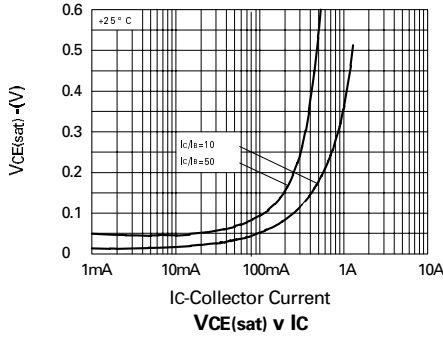
SOT-23



DIM	DIMENSIONS				NOTE
	INCHES		MM		
	MIN	MAX	MIN	MAX	
A	.110	.120	2.80	3.04	
B	.083	.104	2.10	2.64	
C	.047	.055	1.20	1.40	
D	.035	.041	.89	1.03	
E	.070	.081	1.78	2.05	
F	.018	.024	.45	.60	
G	.0005	.0039	.013	.100	
H	.035	.044	.89	1.12	
J	.003	.007	.085	.180	
K	.015	.020	.37	.51	

Suggested Solder Pad Layout







Micro Commercial Components

Ordering Information :

Device	Packing
Part Number-TP	Tape & Reel; 3 Kpcs/Reel

Note : Adding "-HF" suffix for halogen free, eg. Part Number-TP-HF

IMPORTANT NOTICE

Micro Commercial Components Corp. reserves the right to make changes without further notice to any product herein to make corrections, modifications, enhancements, improvements, or other changes. **Micro Commercial Components Corp.** does not assume any liability arising out of the application or use of any product described herein; neither does it convey any license under its patent rights, nor the rights of others. The user of products in such applications shall assume all risks of such use and will agree to hold **Micro Commercial Components Corp.** and all the companies whose products are represented on our website, harmless against all damages.

LIFE SUPPORT

MCC's products are not authorized for use as critical components in life support devices or systems without the express written approval of Micro Commercial Components Corporation.

CUSTOMER AWARENESS

Counterfeiting of semiconductor parts is a growing problem in the industry. Micro Commercial Components (MCC) is taking strong measures to protect ourselves and our customers from the proliferation of counterfeit parts. MCC strongly encourages customers to purchase MCC parts either directly from MCC or from Authorized MCC Distributors who are listed by country on our web page cited below. Products customers buy either from MCC directly or from Authorized MCC Distributors are genuine parts, have full traceability, meet MCC's quality standards for handling and storage. **MCC will not provide any warranty coverage or other assistance for parts bought from Unauthorized Sources.** MCC is committed to combat this global problem and encourage our customers to do their part in stopping this practice by buying direct or from authorized distributors.

www.mccsemi.com