

Inductive sensor

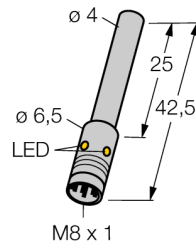
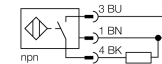
BI1-EH04-AN6X-V1331

TURCK

Industrial
Automation

- Smooth barrel, Ø 4 mm
- Stainless steel 1.4404
- DC 3-wire, 10...30 VDC
- NO contact, NPN output
- M8 x 1 connector

Wiring diagram



Functional principle

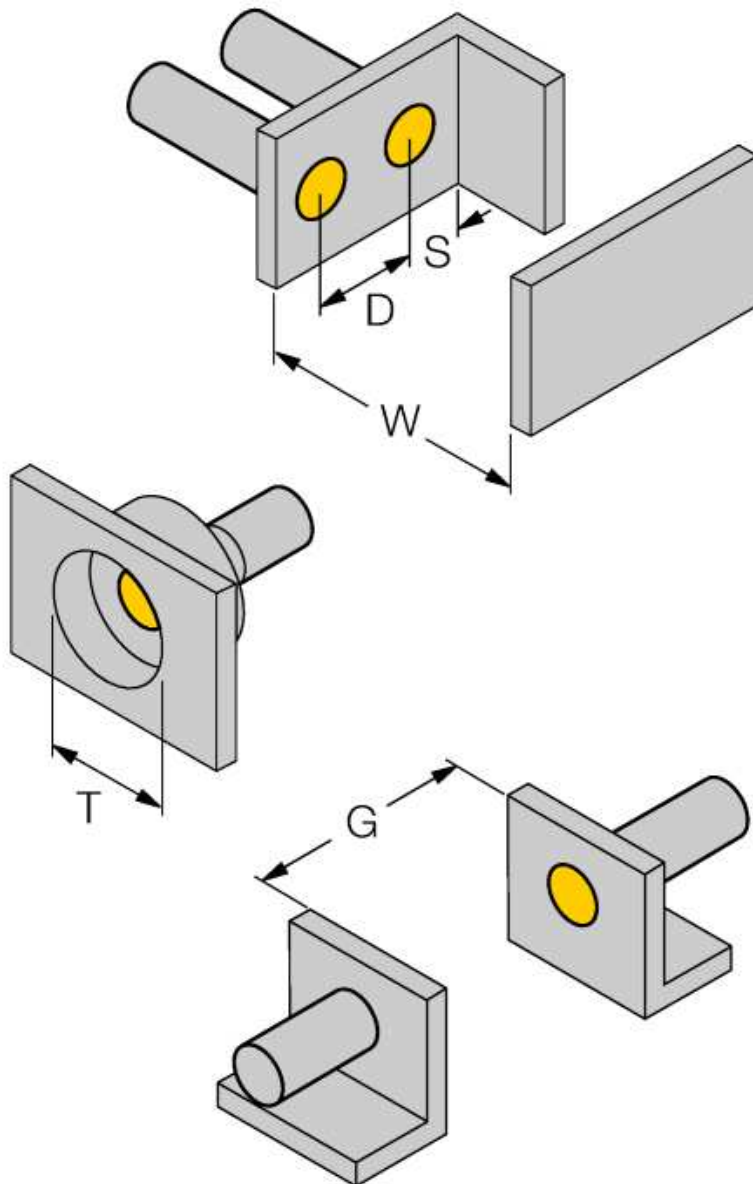
Inductive sensors detect metal objects contactless and wear-free. For this purpose they use a high-frequency electromagnetic AC field that interacts with the target. The sensors hosting a ferrite core coil generate the AC field through an LC resonant circuit.

Type code	BI1-EH04-AN6X-V1331
Ident no.	4608540
Rated operating distance Sn	1 mm
Mounting condition	flush
Assured sensing range	≤ (0,81 x Sn) mm
Correction factors	St37 = 1; Al = 0.3; stainless steel = 0.7; Ms = 0.4
Repeatability	≤ 2 % of full scale
Temperaturdrift	10 %
Hysteresis	3...15 %
Ambient temperature	-25...+70 °C
Operating voltage	10...30VDC
Residual ripple	≤ 10 % U _{ss}
DC rated operational current	≤ 100 mA
No-load current I ₀	≤ 15 mA
Residual current	≤ 0.1 mA
Rated insulation voltage	≤ 0.5 kV
Short-circuit protection	yes/ cyclic
Voltage drop at I ₀	≤ 1.8 V
Wire breakage / Reverse polarity protection	yes/ complete
Output function	3-wire, NO contact, NPN
Switching frequency	3 kHz
Design	smooth barrel, 4 mm
Dimensions	42.5 mm
Housing material	Metal, V4A (1.4404)
Material active face	Plastic, PET-GF20
Connection	male, M8 x 1
Vibration resistance	55 Hz (1 mm)
Shock resistance	30 g (11 ms)
Protection class	IP67
MTTF	2283 years acc. to SN 29500 (Ed. 99) 40 °C
Switching state	● yellow

**Inductive sensor
BI1-EH04-AN6X-V1331**

Distance D	2 x B
Distance W	3 x Sn
Distance T	3 x B
Distance S	1.5 x B
Distance G	6 x Sn

Diameter of the active area B \varnothing 4 mm



**Inductive sensor
BI1-EH04-AN6X-V1331**

Accessories

Type code	Ident no.	Description	Dimension drawing
BS 540	69475	Fixing clamp; material mounting block: Anodized aluminium; clamp sleeve: Steel	
MBS40	69477	Fixing clamp; material mounting block: Anodized aluminium	