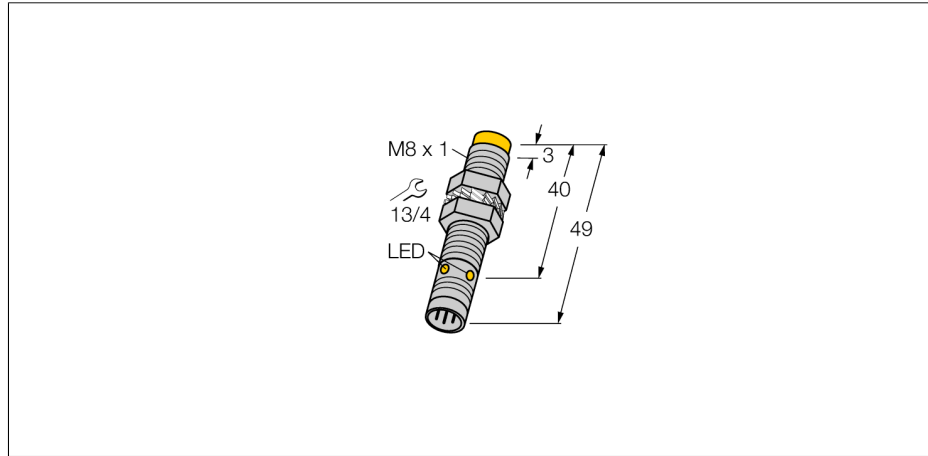
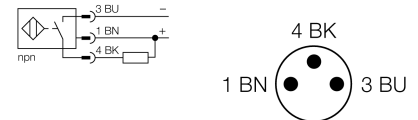


Inductive sensor
NI3-EG08-AN6X-V1131



- Threaded barrel, M8 x 1
- Stainless steel, 1.4404
- DC 3-wire, 10...30 VDC
- NO contact, NPN output
- M8 x 1 connector

Wiring diagram



Functional principle

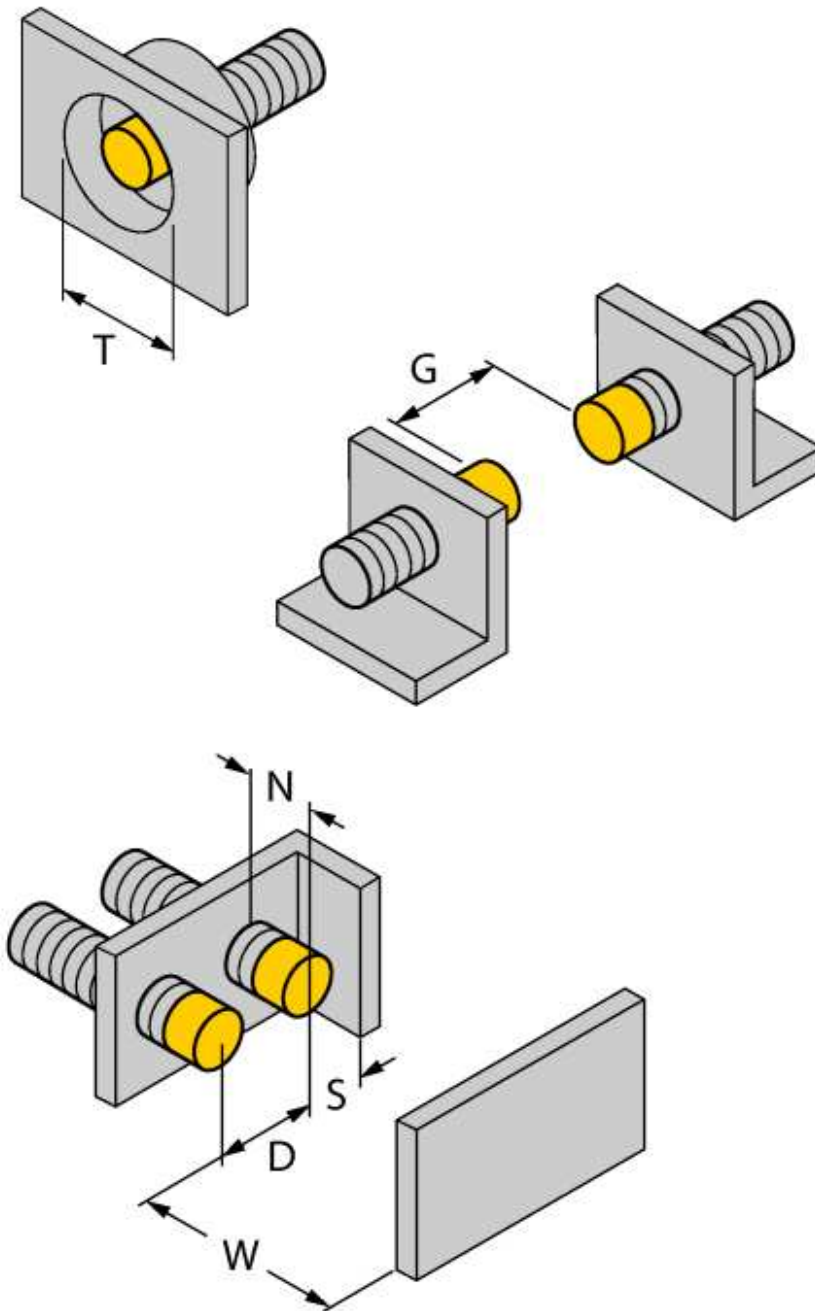
Inductive sensors detect metal objects contactless and wear-free. For this purpose they use a high-frequency electromagnetic AC field that interacts with the target. The sensors hosting a ferrite core coil generate the AC field through an LC resonant circuit.

Type code	NI3-EG08-AN6X-V1131
Ident no.	4602850
Rated operating distance Sn	3 mm
Mounting condition	non-flush
Assured sensing range	≤ (0,81 x Sn) mm
Correction factors	St37 = 1; Al = 0.3; stainless steel = 0.7; Ms = 0.4
Repeatability	≤ 2 % of full scale
Temperaturdrift	10 %
Hysteresis	3...15 %
Ambient temperature	-25...+70 °C
Operating voltage	10...30VDC
Residual ripple	≤ 10 % U _{ss}
DC rated operational current	≤ 150 mA
No-load current I ₀	≤ 15 mA
Residual current	≤ 0.1 mA
Rated insulation voltage	≤ 0.5 kV
Short-circuit protection	yes/ cyclic
Voltage drop at I _e	≤ 1.8 V
Wire breakage / Reverse polarity protection	yes/ complete
Output function	3-wire, NO contact, NPN
Switching frequency	3 kHz
Design	threaded barrel, M8 x 1
Dimensions	49 mm
Housing material	Metal, V4A (1.4404)
Material active face	Plastic, PA
Max. tightening torque housing nut	10 Nm
Connection	male, M8 x 1
Vibration resistance	55 Hz (1 mm)
Shock resistance	30 g (11 ms)
Protection class	IP67
MTTF	2283 years acc. to SN 29500 (Ed. 99) 40 °C
Switching state	• yellow

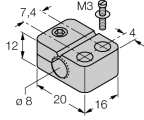
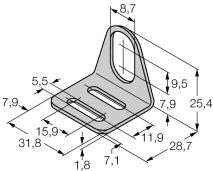
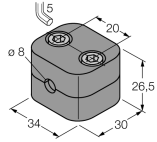
**Inductive sensor
NI3-EG08-AN6X-V1131**

Distance D	3 x B
Distance W	3 x Sn
Distance T	3 x B
Distance S	1.5 x B
Distance G	6 x Sn
Distance N	2 x Sn

Diameter of the active area B \varnothing 8 mm



Accessories

Type code	Ident no.	Description	Dimension drawing
BST-08B	6947210	Fixing clamp for threaded barrel devices, with dead-stop; material: PA6	 <p>Technical drawing of a rectangular fixing clamp. Dimensions: 12 (height), 7.4 (width), 20 (length), 16 (width of base), 4 (width of top flange), and M3 (thread size of hole).</p>
MW-08	6945008	Mounting bracket for threaded barrel devices; material: Stainless steel A2 1.4301 (AISI 304)	 <p>Technical drawing of a U-shaped mounting bracket. Dimensions: 8.7 (height), 9.5 (height of lip), 25.4 (total height), 7.9 (width of lip), 11.9 (width of base), 28.7 (total width), 7.1 (width of base), 1.8 (thickness), 15.9 (width of base), 31.8 (total width), 5.5 (width of lip), and 7.9 (width of lip).</p>
BSS-08	6901322	Mounting bracket for smooth and threaded barrel devices; material: Polypropylene	 <p>Technical drawing of a rectangular mounting bracket. Dimensions: 5 (height), 20 (width), 26.5 (height), 34 (width), and 30 (width).</p>