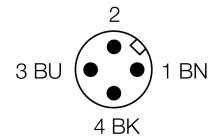
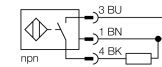


- Threaded barrel, M30 x 1.5
- Chrome-plated brass
- Factor 1 for all metals
- Magnetic field immune
- Extended temperature range
- High switching frequency
- DC 3-wire, 10...30 VDC
- NO contact, NPN output
- M12 x 1 connector

**Wiring diagram**



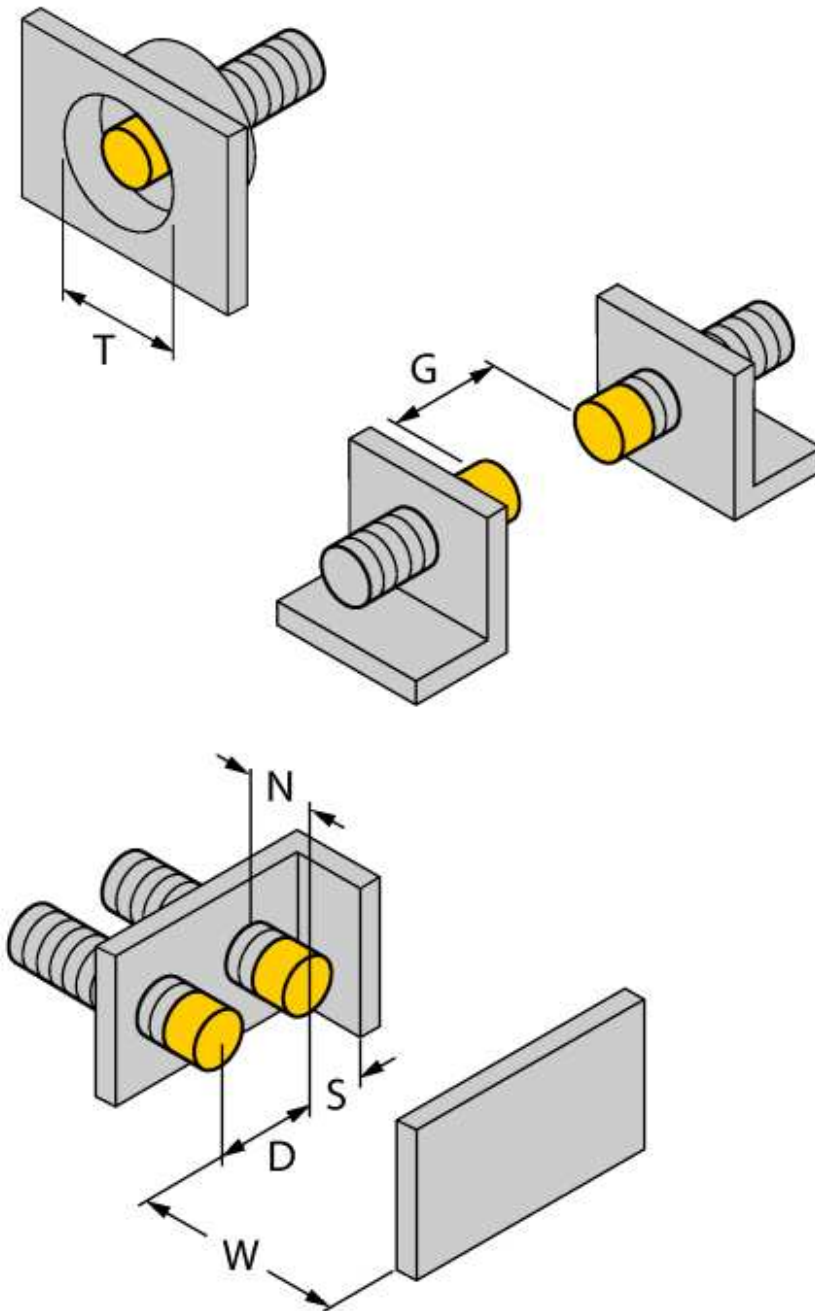
<b>Type code</b>	NI20U-M30-AN6X-H1141
Ident no.	1646150
<b>Rated operating distance Sn</b>	20 mm
Mounting condition	non-flush
Assured sensing range	≤ (0,81 x Sn) mm
Repeatability	≤ 2 % of full scale
Temperaturdrift	10 %
	≤ ± 15 %, ≤ -25 °C v ≥ +70 °C
Hysteresis	3...15 %
Ambient temperature	-30...+85 °C
<b>Operating voltage</b>	10...30VDC
Residual ripple	≤ 10 % U <sub>ss</sub>
DC rated operational current	≤ 200 mA
No-load current I <sub>0</sub>	≤ 15 mA
Residual current	≤ 0.1 mA
Rated insulation voltage	≤ 0.5 kV
Short-circuit protection	yes/ cyclic
Voltage drop at I <sub>0</sub>	≤ 1.8 V
Wire breakage / Reverse polarity protection	yes/ complete
Output function	3-wire, NO contact, NPN
Protection class	☐
Switching frequency	1 kHz
<b>Design</b>	threaded barrel, M30 x 1.5
Dimensions	62 mm
Housing material	Metal, CuZn, chrome-plated
Material active face	Plastic, LCP
Max. tightening torque housing nut	75 Nm
Connection	male, M12 x 1
Vibration resistance	55 Hz (1 mm)
Shock resistance	30 g (11 ms)
Protection class	IP67
MTTF	874 years acc. to SN 29500 (Ed. 99) 40 °C
<b>Switching state</b>	• yellow

**Functional principle**

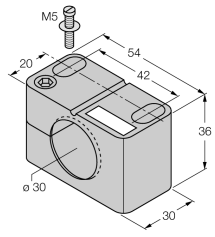
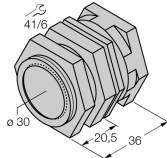
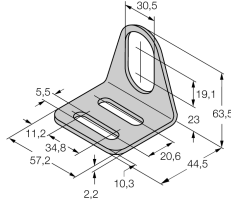
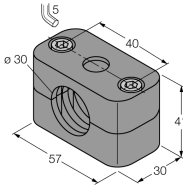
Inductive sensors detect metal objects contactless and wear-free. Due to the patented ferrite-less 3-coil system, uprox® factor 1 sensors have distinct advantages compared to conventional sensors. They detect all metals at the same switching distance, are magnetic field immune and feature large switching distances.

Distance D	90 mm
Distance W	60 mm
Distance T	90 mm
Distance S	0.5 x B
Distance G	120 mm
Distance N	30 mm

**Diameter of the active area B**                       $\varnothing$  30 mm



**Accessories**

Type code	Ident no.	Description	Dimension drawing
BST-30B	6947216	Fixing clamp for threaded barrel devices, with dead-stop; material: PA6	
QM-30	6945103	Quick-mount bracket with dead-stop; material: Chrome-plated brass Male thread M36 x 1.5. Note: The switching distance of proximity switches can be reduced by the use of quick-mount brackets.	
MW-30	6945005	Mounting bracket for threaded barrel devices; material: Stainless steel A2 1.4301 (AISI 304)	
BSS-30	6901319	Mounting bracket for smooth and threaded barrel devices; material: Polypropylene	

**Wiring accessories**

Type code	Ident no.	Description	Dimension drawing
RKC4T-2/TEL	6625010	Connection cable, female M12, straight, 3-pin, cable length: 2 m, sheath material: PVC, black; cULus approval; other cable lengths and qualities available, see www.turck.com	