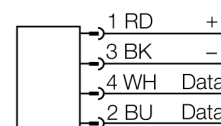
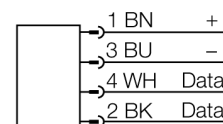


- Threaded barrel, M18 x 1
- Chrome-plated brass
- Every read/write head can communicate with a number of different TURCK data carriers.
- Powered and operated solely via **BL ident** interface module
- Male M12 x 1, for connection use **BL ident** extension cable only

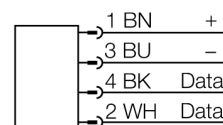
Connectors .../S2503



Connectors .../S2500



Connectors .../S2501



Functional principle

The HF read/write heads operating at a frequency of 13.56 MHz form a transmission zone the size of which (0...500 mm) varies, depending on the combination of read/write head and data carrier.

The read/write distances mentioned here only represent standard values measured under laboratory conditions.

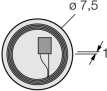
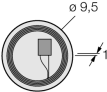


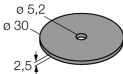
The read/write distances of the data carriers for mounting in metal TW-R**-M(MF) were determined in metal.

Attainable distances may vary by up to 30 % due to component tolerances, mounting conditions, ambient conditions and material qualities (especially when mounted in metal)

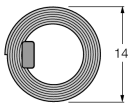
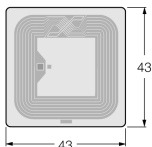
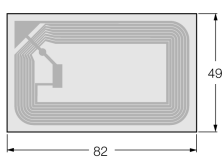
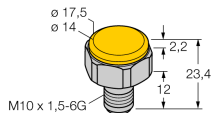
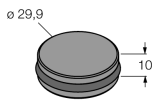
Testing of the application under real operating conditions is therefore essential, especially with read/write on-the-fly!

Type code	TB-M18-H1147
Ident no.	7030001
Mounting condition	flush
Ambient temperature	-25...+70 °C
Operating voltage	10...30VDC
DC rated operational current	≤ 80 mA
Data transfer	inductive coupling
Operating frequency	13.56 MHz
Radio communication and protocol standards	ISO 15693
Read/write distance max.	30 mm
Output function	4-wire, read/write
Design	threaded barrel, M18 x 1
Dimensions	72
Housing diameter	18 mm
Housing material	Metal, CuZn, chrome-plated
Material active face	Plastic, PA
Connection	male, M12 x 1
Vibration resistance	55 Hz (1 mm)
Shock resistance	30 g (11 ms)
Protection class	IP67
MTTF	391 years acc. to SN 29500 (Ed. 99) 20°C
Operating voltage	LED green

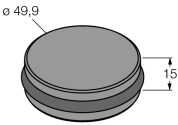
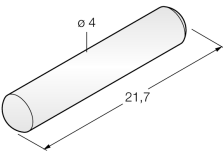
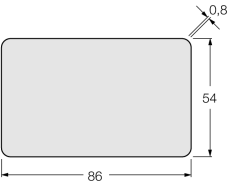
Data carrier

Dimensions	Type designation Ident - no.	Read-write distance		Transfer zone		Minimum distance between two read-write heads [mm]
		Recommend- ed (mm)	max. [mm]	length max. [mm]	width offset max. [mm]	
	TW-R7.5-B128 7030231	8	14	16	8	54
	TW-R9.5-B128 7030252	9	15	18	9	54
	TW-R16-B128 6900501	10	17	14	7	54
	TW-R20-B128 6900502	8	15	12	6	54
	TW-R20-K2 6900505	5	12	16	8	54
	TW-R30-B128 6900503	8	17	22	11	54
	TW-R30-K2 6900506	6	14	18	9	54

Data carrier

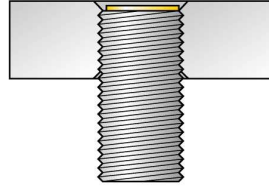
Dimensions	Type designation Ident - no.	Read-write distance		Transfer zone		Minimum distance between two read-write heads [mm]
		Recommend- ed (mm)	max. [mm]	length max. [mm]	width offset max. [mm]	
	TW-I14-B128 6900526	10	17	14	10	54
	TW-L49-46-F-B128 7030390	12	25	29	14	54
	TW-L80-50-P-B128 7030389	12	20	54	27	54
	TW-BD10x1.5-19-K2 6901381	6	14	16	8	54
	TW-R30-M-B128 7030210 TW-R30-M-K2 7030206	8 7	12 10	16 18	8 9	54 54

Data carrier

Dimensions	Type designation Ident - no.	Read-write distance		Transfer zone		Minimum distance between two read-write heads [mm]
		Recommend- ed (mm)	max. [mm]	length max. [mm]	width offset max. [mm]	
	TW-R50-M-B128 7030209	8	18	22	11	54
	TW-R50-M-K2 7030229	7	15	24	12	54
	TW-R4-22-B128 7030237	3	9	12	6	54
	TW-L86-54-C-B128 6900479	10	21	70	35	54

Mounting instructions

Diameter of the active area B	Ø 18
Width of the active face B	18

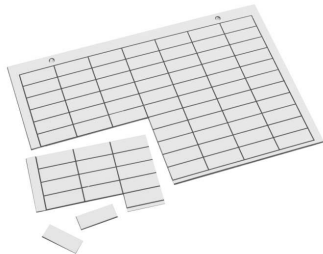
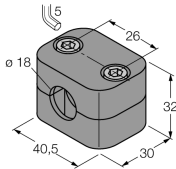
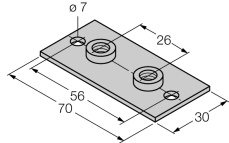
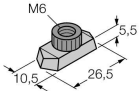


flush mounting

Accessories

Type code	Ident no.	Description	Dimension drawing
BST-18B	6947214	Fixing clamp for threaded barrel devices, with dead-stop; material: PA6	
SCHUTZKAPPE SKN/M18	69663	PTFE-coated caps; for use in welding systems and grinding machinery; protection against intense sparking	
BSN 18	69472	Fixing clamp; material: PA66-GF	
BST-18N	6947215	Fixing clamp for threaded barrel devices, without dead-stop; material: PA6	
QM-18	6945102	Quick-mount bracket with dead-stop; material: Chrome-plated brass Male thread M24 x 1.5. Note: The switching distance of proximity switches can be reduced by the use of quick-mount brackets.	
BST-UH	6947219	Base part for BST-12 and BST-18 fixing clamps	

Accessories

Type code	Ident no.	Description	Dimension drawing
BST-BS	6947220	Label for BST	
BSS-18	6901320	Mounting bracket for smooth and threaded barrel devices; material: Polypropylene	
BSS-SPV2	6901316	Weld-on plate for BSS mounting bracket, long	
BSS-TSM (2 pcs.)	6901323	DIN rail nut for BSS mounting bracket	
MW-18	6945004	Mounting bracket for threaded barrel devices; material: Stainless steel A2 1.4301 (AISI 304)	