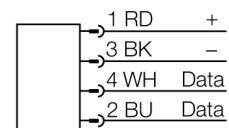
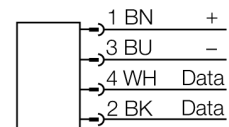


- Threaded barrel, M30 x 1.5
- Chrome-plated brass
- Every read/write head can communicate with a number of different TURCK data carriers.
- Powered and operated only via BL ident interface module
- Male M12 x 1, only for use with BL ident extension cable

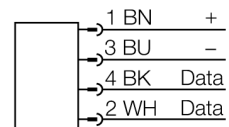
#### Connectors .../S2503



#### Connectors .../S2500



#### Connectors .../S2501



#### Functional principle

The HF read/write heads operating at a frequency of 13.56 MHz form a transmission zone the size of which (0...500 mm) varies, depending on the combination of read/write head and data carrier.

The read/write distances mentioned here only represent standard values measured under laboratory conditions.

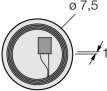
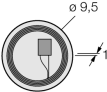


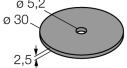
The read/write distances of the data carriers for mounting in metal TW-R\*\*-M(MF) were determined in metal.

Attainable distances may vary by up to 30 % due to component tolerances, mounting conditions, ambient conditions and material qualities (especially when mounted in metal)

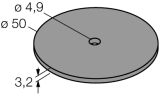
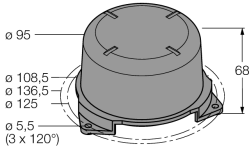
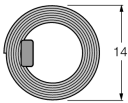
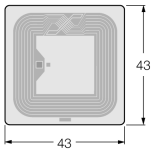
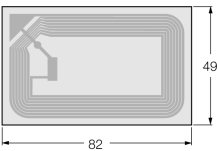
Testing of the application under real operating conditions is therefore essential, especially with read/write on-the-fly!

<b>Type code</b>	TN-M30-H1147
Ident no.	7030004
<b>Mounting condition</b>	non-flush
Ambient temperature	-25...+70 °C
<b>Operating voltage</b>	10...30VDC
DC rated operational current	≤ 75 mA
Data transfer	inductive coupling
Operating frequency	13.56 MHz
Radio communication and protocol standards	ISO 15693
Read/write distance max.	77 mm
Output function	4-wire, read/write
<b>Design</b>	threaded barrel, M30 x 1.5
Dimensions	62
Housing diameter	30 mm
Housing material	Metal, CuZn, chrome-plated
Material active face	Plastic, PA
<b>Connection</b>	male, M12 x 1
Vibration resistance	55 Hz (1 mm)
Shock resistance	30 g (11 ms)
Protection class	IP67
MTTF	391 years acc. to SN 29500 (Ed. 99) 20°C
Operating voltage	LED green

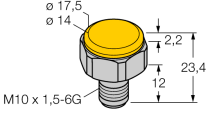
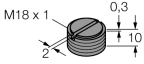
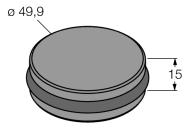
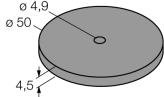
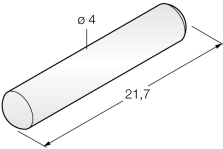
Data carrier

Dimensions	Type designation  Ident - no.	Read-write distance		Transfer zone		Minimum distance between two read-write heads  [mm]
		Recommend- ed (mm)	max. [mm]	length max. [mm]	width offset max. [mm]	
	<b>TW-R7.5-B128</b> 7030231	10	30	28	14	90
	<b>TW-R9.5-B128</b> 7030252	11	33	31	15	90
	<b>TW-R16-B128</b> 6900501	20	38	44	22	90
	<b>TW-R20-B128</b> 6900502	22	40	34	17	90
	<b>TW-R20-K2</b> 6900505	17	31	32	16	90
	<b>TW-R30-B128</b> 6900503	22	43	56	28	90
	<b>TW-R30-K2</b> 6900506	23	42	50	25	90

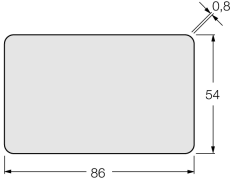
Data carrier

Dimensions	Type designation  Ident - no.	Read-write distance		Transfer zone		Minimum distance between two read-write heads  [mm]
		Recommend- ed (mm)	max. [mm]	length max. [mm]	width offset max. [mm]	
	<b>TW-R50-B128</b> 6900504 <b>TW-R50-K2</b> 6900507	40 30	72 58	76 76	38 38	90 90
	<b>TW-R50-90-HT-B128</b> 1542326 <b>TW-R50-90-HT-K2</b> 1542329	10 28	42 28	76 76	38 38	90 90
	<b>TW-I14-B128</b> 6900526	20	38	44	22	90
	<b>TW-L49-46-F-B128</b> 7030390	25	54	57	28	90
	<b>TW-L80-50-P-B128</b> 7030389	25	55	71	35	90
						

Data carrier

Dimensions	Type designation  Ident - no.	Read-write distance		Transfer zone		Minimum distance between two read-write heads  [mm]
		Recommend- ed (mm)	max. [mm]	length max. [mm]	width offset max. [mm]	
	<b>TW-BS10X1.5-19-B128</b> 6901380	5	15	21	10	90
	<b>TW-BD10X1.5-19-B128</b> 6901381	14	29	30	15	90
	<b>TW-SPP18X1-B128</b> 6901062	10	24	34	17	90
	<b>TW-R50-M-B128</b> 7030209	20	36	34	17	90
	<b>TW-R50-M-K2</b> 7030229	15	30	32	16	90
	<b>TW-R50-MF-K2</b> 7030232	10	23	38	19	90
	<b>TW-R4-22-B128</b> 7030237	10	28	38	18	90

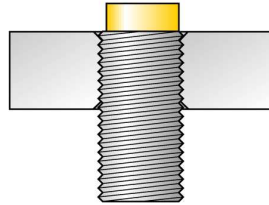
Data carrier

Dimensions	Type designation  Ident - no.	Read-write distance		Transfer zone		Minimum distance between two read-write heads  [mm]
		Recommend- ed (mm)	max. [mm]	length max. [mm]	width offset max. [mm]	
	<b>TW-L86-54-C-B128</b> 6900479	30	77	92	46	90

**Mounting instructions**

---

Diameter of the active area B	Ø 30
Width of the active face B	30

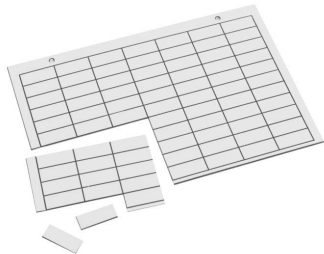
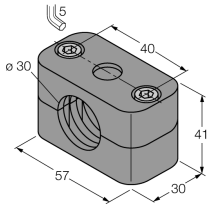
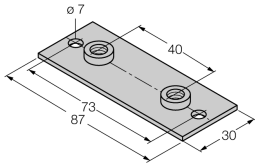
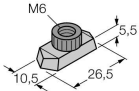


non-flush mounting

**Accessories**

Type code	Ident no.	Description	Dimension drawing
BST-30B	6947216	Fixing clamp for threaded barrel devices, with dead-stop; material: PA6	
BST-30N	6947217	Fixing clamp for threaded barrel devices, without dead-stop; material: PA6	
QM-30	6945103	Quick-mount bracket with dead-stop; material: Chrome-plated brass Male thread M36 x 1.5. Note: The switching distance of proximity switches can be reduced by the use of quick-mount brackets.	
SCHUTZKAPPE SKN/M30	69664	PTFE-coated caps; for use in welding systems and grinding machinery; protection against intense sparking	
BST-UH	6947219	Base part for BST-12 and BST-18 fixing clamps	
BST-UV	6947218	Base part for BST-12 and BST-18 fixing clamps	

**Accessories**

Type code	Ident no.	Description	Dimension drawing
BST-BS	6947220	Label for BST	
BSS-30	6901319	Mounting bracket for smooth and threaded barrel devices; material: Polypropylene	
BSS-SPV4	6901347	Weld-on plate for BSS mounting bracket, long	
BSS-TSM (2 pcs.)	6901323	DIN rail nut for BSS mounting bracket	
MW-30	6945005	Mounting bracket for threaded barrel devices; material: Stainless steel A2 1.4301 (AISI 304)	