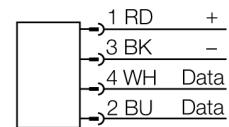
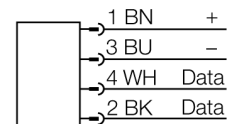


- Rectangular, height 60 mm
- Active face in front
- Plastic, ABS
- Every read/write head can communicate with a number of different TURCK data carriers.
- Powered and operated only via BL ident interface module
- Male M12 x 1, only for use with BL ident extension cable

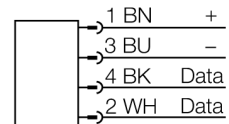
Connectors .../S2503



Connectors .../S2500



Connectors .../S2501



Functional principle

The UHF read/write heads form an air interface the size of which may vary, depending on the combination of read/write head and data carrier used.

The read/write distances mentioned here only represent standard values measured under laboratory conditions, free from any influences caused by surrounding materials.

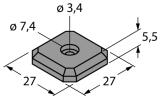
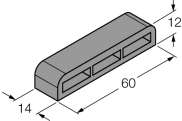
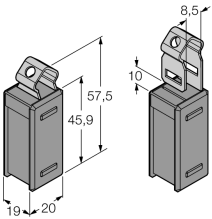
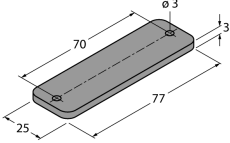
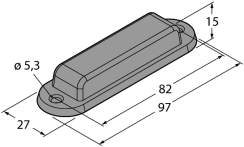
Attainable distances may vary due to component tolerances, mounting conditions, ambient conditions and material qualities, especially when mounted in metal.

Testing of the application under real operating conditions is therefore essential, especially with read/write on-the-fly!

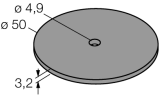
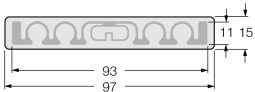
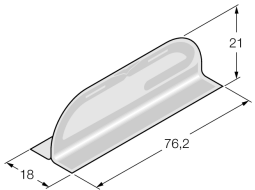
Because of the higher energy needs of the transponder on a write, the distance is reduced to approximately 40-60% of the reading range.

Type code	TN902-Q175L200-H1147
Ident no.	7030457
Mounting condition	non-flush
Ambient temperature	-25...+50 °C
Operating voltage	12...24VDC
Data transfer	alternating electromagnetic field
Operating frequency	902...928 MHz
Radio communication and protocol standards	ISO 18000-6C EPCglobal Gen 2
Channel spacing	500 kHz
Output power	1 W (ERP), adjustable
Antenna polarization	RHCP
Antenna HPBW	90°
Read/write distance max.	4000 mm
Output function	4-wire, read/write
Design	rectangular
Dimensions	200x 175x 60mm
Housing material	Aluminium, AL, silver
Material active face	Plastic, ABS, Black
Connection	male, M12 x 1
Vibration resistance	55 Hz (1 mm)
Shock resistance	30 g (11 ms)
Protection class	IP67
MTTF	51 years acc. to SN 29500 (Ed. 99) 40 °C
Operating voltage	LED green / yellow / red
Diagnostic display	different settings

Data carrier

Dimensions	Type designation	Max. read distance [m]	
		air	On metal
	TW902-928-Q27-M-B112 7030406	0.9	2.3
	TW902-928-Q14L60-M-B110 7030408	0.7	4.6
	TW865-928-Q20L58-B110 7030375	2.1	2.3
	TW860-960-Q25L77-B-B112 7030458	5.2	
	TW860-960-Q27L97-M-B112 7030464	6.8	6.8

Data carrier

Dimensions	Type designation Ident - no.	Max. read distance [m]	
		air	On metal
	TW902-928-R50-B110 7030404	0.9	2.6
	TW860-960-L97-15-F-B44 7030524	7.2	
	TW865-928-L76-18-21-F-M-B110 7030380	3.1	4.5

Accessories

Type code	Ident no.	Description	Dimension drawing
RH-Q240L280/ Q280L640	7030296	Arm bracket for UHF RFID read/write heads TNxxx-Q175L200-H1147, TNxxx-Q240L280-H1147 and TNxxx-Q280L640-H1147	