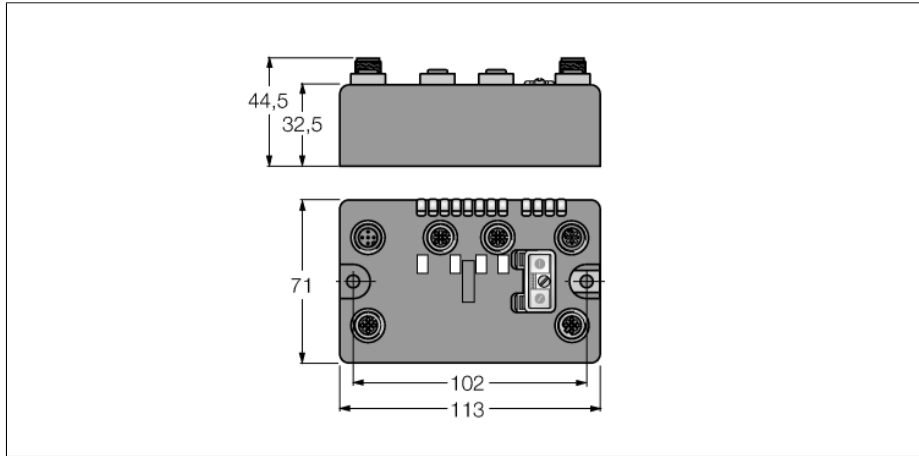
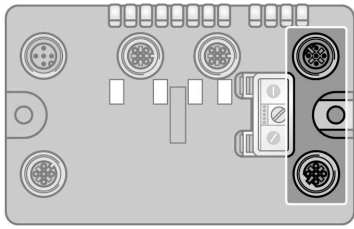


BL compact fieldbus station for PROFIBUS-DP
Interface for Connection of 2 BL ident Read/Write Heads (HF/UHF)
BLCDP-2M12MT-2RFID-S

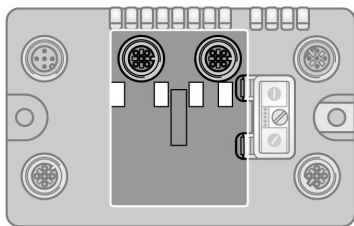


- Compact fieldbus I/O module in IP69K
- PROFIBUS-DP slave
- 9.6 kbps ... 12 Mbps
- Two 5-pole M12, reverse-keyed, connectors for fieldbus connection
- 2 rotary switches for node address
- IP69K
- M12 I/O connectors
- LEDs indicating status and diagnostics
- Electronics galvanically separated from the field level via optocouplers
- Simple RFID interface
- Connection of 2 BL ident® read/write heads
- Max cable length of 50 m

Type code	BLCDP-2M12MT-2RFID-S
Ident no.	6811177
<hr/>	
Nominal system voltage	24 VDC
System power supply	via auxiliary power
Voltage supply connection	2 x M12, 5-pole
Admissible range Vi	18...30VDC
Nominal current Vi	125 mA
Max. current Vi	1 A
<hr/>	
Fieldbus transmission rate	9.6 kbps ... 12 Mbps
Adjustment transmission rate	auto detection
Fieldbus addressing range	0...99
Fieldbus addressing	2 decimally coded rotary switches
Fieldbus connection technology	2 x M12
	5-pole, reverse keyed
Fieldbus termination	external
Service interface	RS232 interface
<hr/>	
Technology	
Signal type	Simple RFID Interface
Number of channels	2
Sensor supply	0.5 A per channel, short-circuit proof
Simultaneity factor	1
Transmission rate	115.2 kbps
Cable length	50 m
Electrical isolation	isolation of electronics and field level via optocouplers
<hr/>	
Dimensions	1130x 710x 325 mm
Operating temperature	-40...+70 °C
Storage temperature	-40...+85 °C
Relative humidity	15 to 95% (non-condensing)
Vibration test	according to IEC 61131-2
Extended vibration resistance	
- up to 20 g (at 10 to 150 Hz)	For mounting on base plate or machinery
Shock test	according to IEC 61131-2
Electro-magnetic compatibility	according to IEC 61131-2
Protection class	IP69K
Housing material	Glass-filled nylon, nickel plated brass connectors
Housing color	Black
Window material	Lexan
Screw material	Nickel plated brass
Label material	Polyester with Polycarbonate overlay
Ground tab material	Nickel plated brass
Weight	360 ± 20 g
Approvals and certificates	CE, cULus

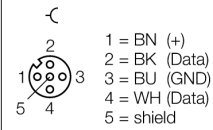


Fieldbus cable (example): RSSW RKSU 455-2M ident-no. U0350
or RSSW-RKSU455-2M ident-no. 6602222

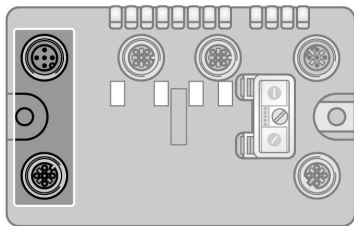
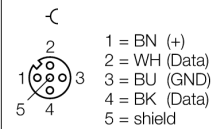


Extension cable (example): RK 4.5T-2-RS 4.5T/S2501 ident-no. U3-01243 or RK4.5T-2-RS4.5T/S2500 ident-no. 6699200

Connectors .../S2500



Connectors .../S2501



Extension cable (example): RKC 4.4T-2-RSC 4.4T ident-no. U5264 or RKC4.4T-2-RSC4.4T/TEL ident-no. 6625208

Pin assignment



Status: Station LED

LED	Color	Status	Description
IOs		OFF	No power supply
	RED	ON	Insufficient power supply
	RED	FLASHING (1Hz)	Deviating station configuration
	RED	FLASHING (4 Hz)	No module bus communication
	GREEN	ON	Station OK
	GREEN	FLASHING	Force mode active
BUS		OFF	No field bus communication
	GREEN	ON	Field bus communication active
	GREEN	FLASHING (1 Hz)	No field bus communication active, device status OK
	RED	ON	Bus error at the gateway; no data exchange
	RED	FLASHING	Faulty PROFIBUS-DP address
BUS		OFF	No field bus communication
	GREEN	ON	Field bus communication active
	GREEN	FLASHING (1 Hz)	No field bus communication active, device status OK
	RED	ON	Bus error at the gateway; no data exchange
	RED	FLASHING	Faulty PROFIBUS-DP address

Status: I/O LED

LED	Color	Status	Description
D *		OFF	Diagnostic disabled
	RED	ON	Station / module bus communication failure
	RED	FLASHING (0.5Hz)	Group diagnostic
RW0 / RW1		OFF	No tag, diagnostic disabled
	GREEN	ON	Tag available
	GREEN	FLASHING (2 Hz)	Data exchange with tag enabled
	RED	ON	Read/write head fault
	RED	FLASHING (2 Hz)	Short-circuit in the supply line of read/write head

* D LED also indicates gateway diagnostic

I/O Data Map

INPUT	BYTE	Bit 7	Bit 6	Bit 5	Bit 4	Bit 3	Bit 2	Bit 1	Bit 0
RFID 1 ₀	0	Done	Busy	Error	Trans. Conn.	Trans. On	TP	TFR	-
	1	Error Cat. (Category Code)							
	2	Error Desc. (Description Code)							
	3	-	-	-	-	-	-	-	-
	4...11	Read Data (8 Byte)							
RFID 1 ₁	12	Done	Busy	Error	Trans. Conn.	Trans. On	TP	TFR	-
	13	Error Cat. (Category Code)							
	14	Error Desc. (Description Code)							
	15	-	-	-	-	-	-	-	-
	16...23	Read Data (8 Byte)							
OUTPUT	BYTE	Bit 7	Bit 6	Bit 5	Bit 4	Bit 3	Bit 2	Bit 1	Bit 0
RFID 1 ₀	0	Transceiver	Next	Tag ID	Read	Write	Tag Info.	Trans. Info.	Reset
	1	-	-	-	-	-	Byte Count 2	Byte Count 1	Byte Count 0
	2	Address High Byte (MSB)							
	3	Address Low Byte (LSB)							
	4...11	Write Data (8 Byte)							
RFID 1 ₁	12	Transceiver	Next	Tag ID	Read	Write	Tag Info.	Trans. Info.	Reset
	13	-	-	-	-	-	Byte Count 2	Byte Count 1	Byte Count 0
	14	Address High Byte (MSB)							
	15	Address Low Byte (LSB)							
	16...23	Write Data (8 Byte)							