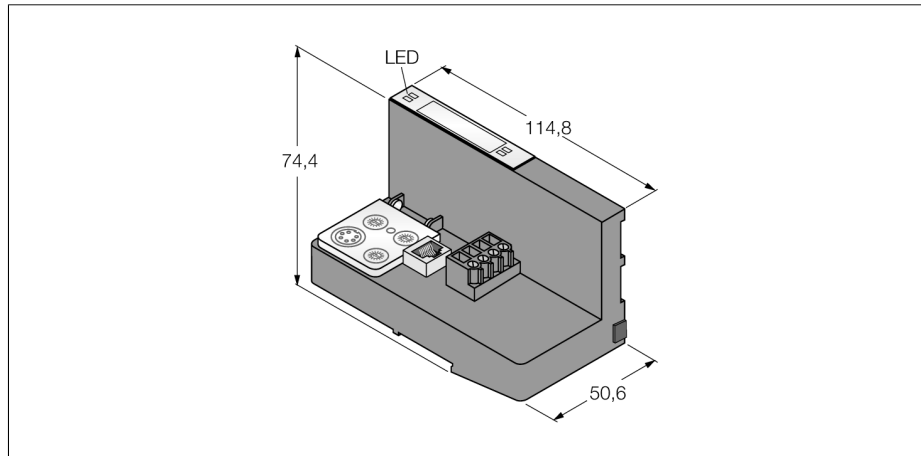


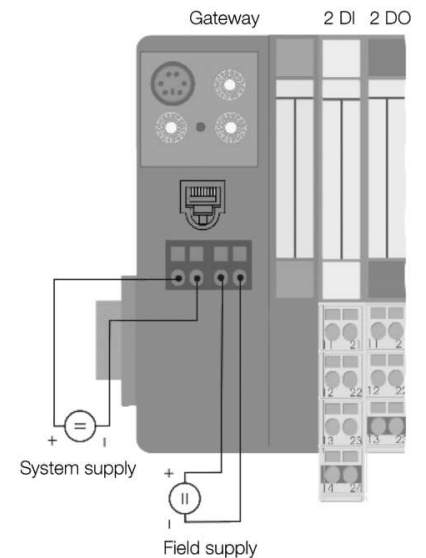
**Gateway for BL20 I/O system
interface for EtherNet/IP supply inclusive
BL20-GW-EN-IP**



- Rotary coding switch to adjust the node address
- Protection class IP20
- 2 x end brackets BL20-WEW35/2-SW
- 1 x end plate BL20-ABPL
- Integrated power supply
- LEDs for display of supply voltage, group and bus errors
- Interface between the BL20 system and EtherNet/IP
- 10/100 Mbps
- RJ45 hookup

| | |
|------------------------------------|---|
| Type | BL20-GW-EN-IP |
| Ident-No. | 6827247 |
| Supply voltage | |
| System power supply | 24VDC |
| Field supply | 24 VDC / 5 VDC |
| Admissible range | 24 VDC |
| Rated current from module bus | 18...30 VDC |
| Max. field supply current | ≤ 500 mA |
| Max. system supply current | 10 A |
| Max. system supply current | 1.2 A |
| Voltage supply connection | screw connection |
| Fieldbus transmission rate | |
| Fieldbus transmission rate | 10/100 Mbps |
| Fieldbus addressing | rotary switch, BOOTP, DHCP, IO-ASSISTANT |
| Fieldbus connection technology | RJ45 socket |
| Service interface | |
| Service interface | PS/2 socket for I/O-ASSISTANT |
| Dimensions (W x L x H) | |
| Dimensions (W x L x H) | 50.6x114.8x74.4mm |
| Approvals | CE, cULus, zone2, ClassI, div.2. |
| Operating temperature | 0 ... +55 °C |
| Storage temperature | -25 ... +85 °C |
| Relative humidity | 5 to 95% (internal), Level RH-2, no condensation (at 45 °C storage) |
| Vibration test | acc. to EN 61131 |
| Shock test | acc. to IEC 68-2-27 |
| Drop and topple | acc. to IEC 68-2-31 and free fall to IEC 68-2-32 |
| Electro-magnetic compatibility | acc. to EN 50,082-2 |
| Protection class | IP20 |
| Included in scope of supply | |
| Included in scope of supply | 2 x end brackets BL20-WEW-35/2-SW, 1 x end plate BL20-ABPL |

Field supply/system supply



Functional principle

BL20 gateways are the head component of a BL20 station. They are designed to interface the modular fieldbus nodes to the higher level fieldbus (PROFIBUS-DP, DeviceNet, CANopen, Ethernet).

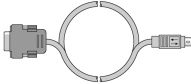
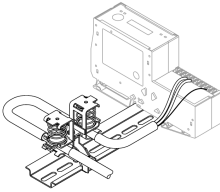
All BL20 electronic modules communicate over the internal module bus, the data of which is transferred to the fieldbus via the gateway, so that all I/O modules can be configured independently of the bus system.

**Gateway for BL20 I/O system
interface for EtherNet/IP supply inclusive
BL20-GW-EN-IP**

TURCK

Industrial
Automation

Wiring accessories

| Type code | Ident-No. | Description | Dimension drawing |
|--------------------------------|-----------|---|---|
| I/O-ASSISTANT-KA-BEL-BL20/BL67 | 6827133 | RS232 adapter cable for the BL67/BL20 service interface |  |
| BS3511/KLBUE4-31.5 | 6827342 | Shield terminal and strain relief for bus cable |  |