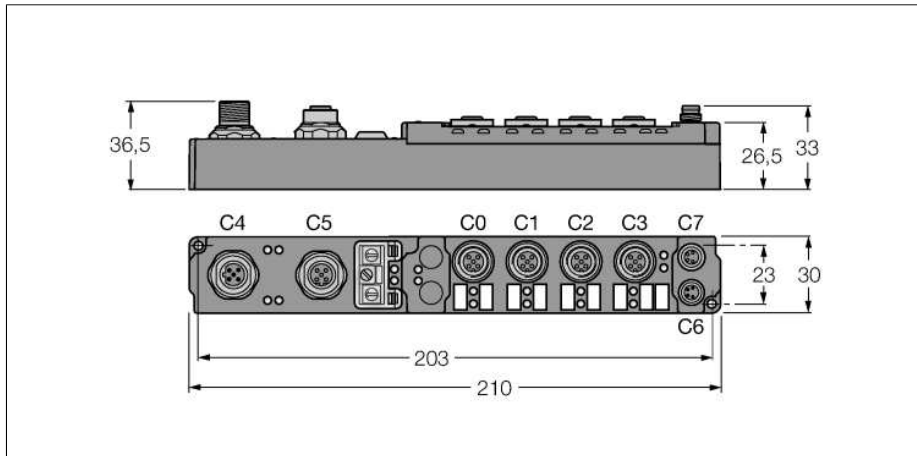


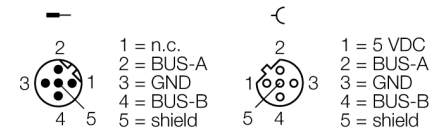
piconet® stand-alone module for PROFIBUS-DP
4 analog inputs ±10 V
SDPB-40A-1005

- 4 analogue inputs ±10 V
- Configuration interface
- Parametrizable functions
- Supported via I/O-ASSISTANT 2
- Direct connection to the fieldbus
- Fibre-glass reinforced housing
- Shock and vibration tested
- Encapsulated module electronics
- Metal connector
- Degree of protection IP67

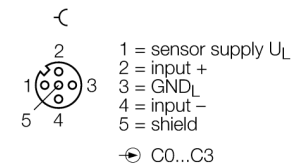


Type code	SDPB-40A-1005
Ident no.	6824438
Operating / load voltage	20...29 VDC
Operating current	≤ 55 mA
Fieldbus transmission rate	9.6 kbps ... 12 Mbps
Fieldbus addressing	0 to 99
Service interface	parameterisation via I/O-ASSISTANT
Electrical isolation	Fieldbus to operational voltage
Number of channels	4 analogue inputs ± 10 V
Input resistance	> 100 kΩ
Electrical isolation	channels to operational voltage
Common mode voltage	max. 35 V
Measuring current	0.5 mA
Conversion time	250 ms
Relative measuring error	< ± 0.3 % of full scale
Input filter	variable
Sensor supply	from load voltage
Dimensions (W x L x H)	30x210x26.5mm
Operating temperature	0...+55 °C
Storage temperature	-25 to 85 °C
Vibration test	as per EN 60068-2-6
Shock test	acc. to DIN EN 60068-2-27
Electro-magnetic compatibility	according to EN 61000-6-2/EN 61000-6-4
Protection class	IP67
Approvals	CE, cULus

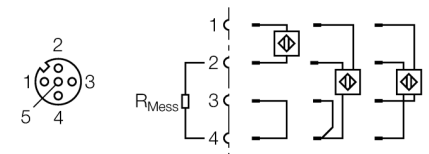
Fieldbus M12 x 1



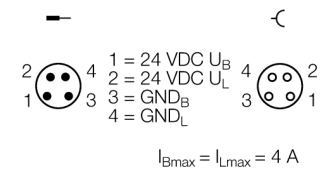
input M12 x 1



Connection - Inputs



Voltage supply M8 x 1



piconet® stand-alone module for PROFIBUS-DP
4 analog inputs ±10 V
SDPB-40A-1005

Data in process image

Valid for the setting "Motorola format"

SBn: Status byte channel n
 CBn: Control byte channel n
 Chn D0: channel n,
 least significant data byte
 Chn D1: channel n,
 most significant data byte

Pre-conditions	Address	Input data		Output data	
	Word	High-Byte	Low-Byte	High-Byte	Low-Byte
Compact mapping: Starting with Ch0 D1 in "Low-Byte" word 0 all other bytes follow immediately. Only the user data are mapped (greyed in the table). Complex mapping: Data are mapped with control and status byte.	0	Ch0 D1	SB0	Ch0 D1	CB0
	1	SB1	Ch0 D0	CB1	Ch0 D0
	2	Ch1 D0	Ch1 D1	Ch1 D0	Ch1 D1
	3	Ch2 D1	SB2	Ch2 D1	CB2
	4	SB3	Ch2 D0	CB3	Ch2 D0
	5	Ch3 D0	Ch3 D1	Ch3 D0	Ch3 D1