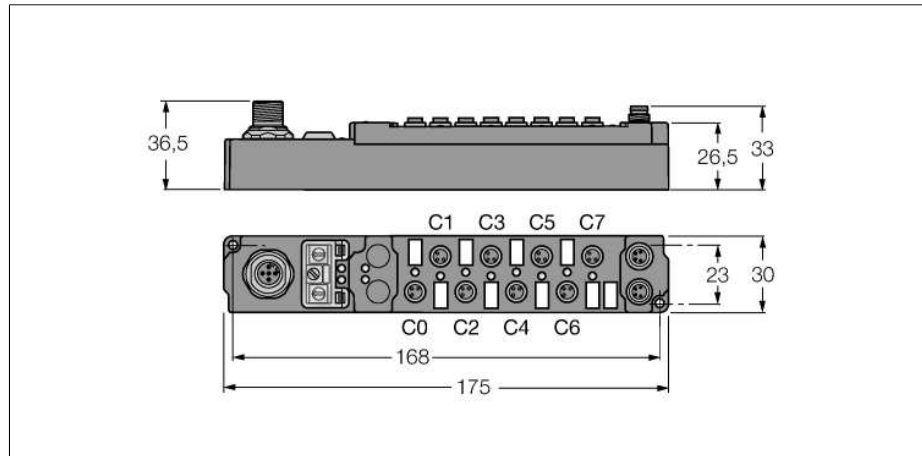


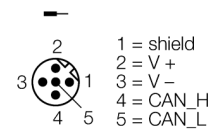
**piconet® stand-alone module for DeviceNet™**  
**8 digitale pnp Eingänge Filter 0,2 ms**  
**SDNB-0800D-0008**

- Configuration interface
- Parametrizable functions
- Supported via I/O-ASSISTANT 2
- Direct connection to the fieldbus
- Fibre-glass reinforced housing
- Shock and vibration tested
- Encapsulated module electronics
- Metal connector
- Degree of protection IP67

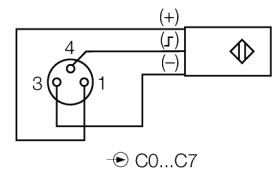


<b>Type code</b>	SDNB-0800D-0008
Ident no.	6824044
<b>Operating / load voltage</b>	20...29 VDC
Operating current	≤ 45 mA
<b>Fieldbus transmission rate</b>	125...500 kbps
Fieldbus addressing	0 to 99
Service interface	parameterisation via I/O-ASSISTANT
Electrical isolation	Fieldbus to operational voltage
<b>Number of channels</b>	8 digital inputs acc. to EN 61131-2
Input voltage	20...29 VDC via operating voltage
Low level signal voltage	-3...5 VDC (EN 61131-2, type 2)
High level signal voltage	11...30 VDC (EN 61131-2, type 2)
Input delay	0.2 ms
Max. input current	6 mA
<b>Dimensions (W x L x H)</b>	30x175x26.5mm
Operating temperature	0...+55 °C
Storage temperature	-25 to 85 °C
Vibration test	as per EN 60068-2-6
Shock test	acc. to DIN EN 60068-2-27
Electro-magnetic compatibility	according to EN 61000-6-2/EN 61000-6-4
Protection class	IP67
Approvals	CE, cULus

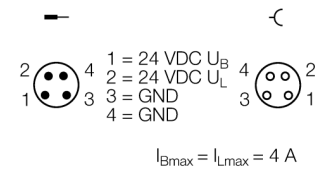
**Fieldbus M12 x 1**



**input M8 x 1**



**Voltage supply M8 x 1**



**piconet® stand-alone module for DeviceNet™**  
**8 digitale pnp Eingänge Filter 0,2 ms**  
**SDNB-0800D-0008**

Data in process image

		Bit 7	Bit 6	Bit 5	Bit 4	Bit 3	Bit 2	Bit 1	Bit 0
<b>Input</b>	<b>Byte 0 (M8)</b>	C7P4	C6P4	C5P4	C4P4	C3P4	C2P4	C1P4	C0P4
	<b>Byte 0 (M12)</b>	C3P2	C3P4	C2P2	C2P4	C1P2	C1P4	C0P2	C0P4

C... = Connector No., P... = Pin No.