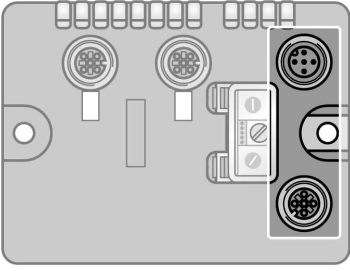
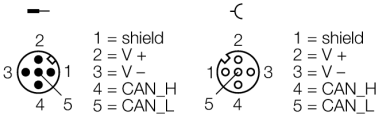
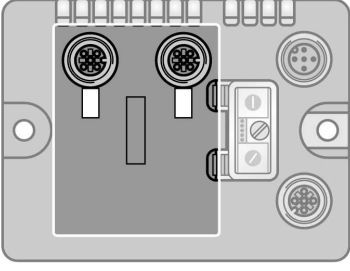
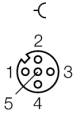


- Compact fieldbus I/O module in IP69K
- DeviceNet™ slave
- 125 / 250 / 500 kbps
- Two 5-pole M12 connectors for fieldbus connection
- 2 rotary switches for node address
- IP69K
- M12 I/O connectors
- LEDs indicating status and diagnostics
- Electronics galvanically separated from the field level via optocouplers
- 2 analog current outputs
- 0/4...20 mA

Type code	BLCDN-2M12S-2AO-I
Ident no.	6811037
Nominal system voltage	24 VDC
System power supply	via DeviceNet
Admissible range V+	18...30VDC
Nominal current V+	80 mA
Max. current V+	4 A
Fieldbus transmission rate	125 / 250 / 500 kbps
Adjustment transmission rate	auto detection
Fieldbus addressing range	0...63
	64...80 (Programmable MACID)
	81...99 (Vendor Specific)
Fieldbus addressing	2 decimally coded rotary switches
Fieldbus connection technology	2 x M12
	5-pole
Fieldbus termination	external
Service interface	RS232 interface
Vendor ID	30
Product type	12
Product code	11037
Analog outputs	from 2AO-I
Output type	0/4 ... 20 mA
Type of output diagnostics	Channel diagnostics
Sensor supply	24 VDC, 250 mA per channel
Load resistance, resistive	< 0.45 kΩ
Load resistance, inductive	< 1 mH
Transmission frequency	< 200 Hz
Basic fault limit at 23 °C	< 0.2 %
Repeatability	< 0.05 %
Temperature coefficient	< 150 ppm/°C of full scale
Resolution	16 bit
Measured-value display	16 bit signed integer
	12 bit full range left justified

BL compact fieldbus station for DeviceNet™
2 Analog Outputs for Current
BLCDN-2M12S-2AO-I

Dimensions	930x 710x 325 mm
Operating temperature	-40...+70 °C
Storage temperature	-40...+85 °C
Relative humidity	15 to 95% (non-condensing)
Vibration test	according to IEC 61131-2
Extended vibration resistance	
- up to 20 g (at 10 to 150 Hz)	For mounting on base plate or machinery
Shock test	according to IEC 61131-2
Electro-magnetic compatibility	according to IEC 61131-2
Protection class	IP69K
Housing material	Glass-filled nylon, nickel plated brass connectors
Housing color	Black
Window material	Lexan
Screw material	Nickel plated brass
Label material	Polyester with Polycarbonate overlay
Ground tab material	Nickel plated brass
Weight	290 ± 20 g
Approvals and certificates	CE, cULus

	<p>Fieldbus cable (example): RSC RKC 572-2M ident-no. U0323 or RSC-RKC572-2M ident-no. 6603629</p>	<p>Pin assignment</p>  <p>1 = shield 2 = V + 3 = V - 4 = CAN_H 5 = CAN_L</p>
	<p>Extension cable (example): RK 4.5T-2-RS 4.5T/S653 ident-no. U2187-09 or RKC4.5T-2-RSC4.5T/TEL ident-no. 6625212</p>	<p>Pin assignment</p>  <p>1 = V_{SENS} 2 = AO + 3 = GND 4 = AO - 5 = PE</p>

Status: Station LED

LED	Color	Status	Description
IOs		OFF	No power supply
	RED	ON	Insufficient power supply
	RED	FLASHING (1Hz)	Deviating station configuration
	RED	FLASHING (4 Hz)	No module bus communication
	GREEN	ON	Station OK
	GREEN	FLASHING	Force mode active
MNS		OFF	No connection
	GREEN	ON	Fieldbus communication active
	GREEN	FLASHING (1Hz)	Fieldbus communication disabled, device status OK
	RED	ON	Double MAC-ID
	RED	FLASHING	Fieldbus communication timeout
IO	GREEN	ON	I/O slots OK
	GREEN	FLASHING (1Hz)	At least one I/O slot in idle state
	RED	ON	At least one faulty I/O slot
	RED	FLASHING	At least one I/O slot in faulty state

Status: I/O LED

LED	Color	Status	Description
D *		OFF	Diagnostic disabled
	RED	ON	Station / module bus communication failure
	RED	FLASHING (0.5Hz)	Group diagnostic
AO channels 0 / 1			Without function

* D LED also indicates gateway diagnostic

I/O & Diagnostic Data Map

OUTPUT	BYTE	Bit 7	Bit 6	Bit 5	Bit 4	Bit 3	Bit 2	Bit 1	Bit 0
AO 1 ₀	0	AO 1 ₀ LSB							
	1	AO 1 ₀ MSB							
AO 1 ₁	2	AO 1 ₁ LSB							
	3	AO 1 ₁ MSB							