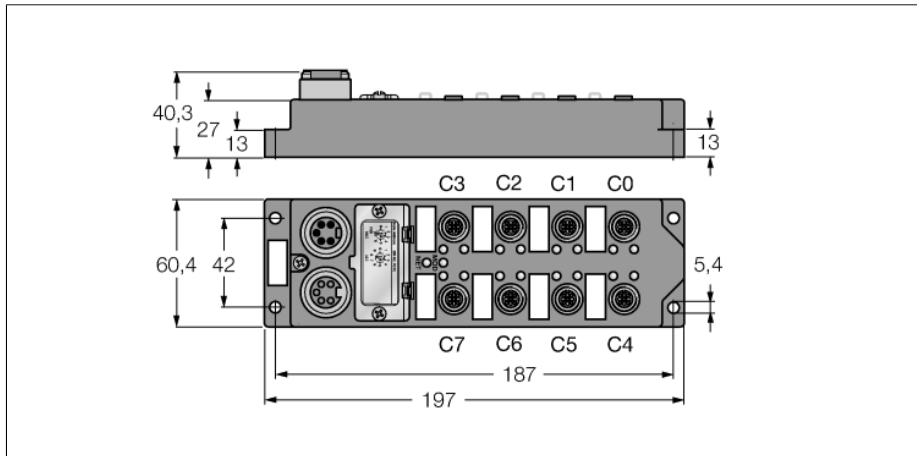


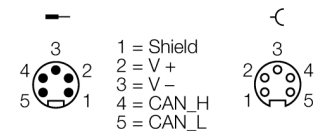
Compact I/O module for DeviceNet™
8 digital PNP inputs
8 digital outputs 0.5 A
FDNL-CSG88-T

- 8 digital pnp inputs
- 8 digital outputs 0.5 A
- Short-circuit monitoring
- Module-related diagnostics
- Two channels per connector
- Separate auxiliary / load voltage (Aux)
- Fibre-glass reinforced PA6 housing
- Vibration and shock-resistant
- Encapsulated module electronics
- Metal connector
- Protection class IP67

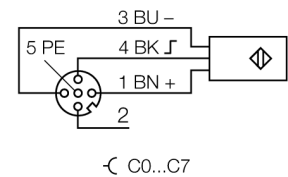


Type code	FDNL-CSG88-T
Ident no.	6603351
Operating / load voltage	11...26 VDC
Operating current	< 100 mA
Fieldbus transmission rate	125...500 kbps
Fieldbus addressing	0...63 (decimal) via coded rotary switches
Inputs	
Number of channels	(8) 3-wire pnp sensors
Input voltage	13...26 VDC
Supply current	< 700 mA per module, short-circuit proof
Switching threshold	EN 61131-3
Input delay	low max.: 1.5 mA / high min.: 2 mA
Switching frequency	2.5 ms
Max. input current	≤ 100 Hz
Electrical isolation	7 mA
	galvanic isolation against the bus
Outputs	
Number of channels	(8) DC actuators
Output voltage	24 VDC
Output current per channel	0.5 A, short-circuit proof
Load type	resistive, inductive, lamp load
Switching frequency	≤ 100 Hz
Simultaneity factor	1
Electrical isolation	galvanic isolation against the bus
Sensor supply	bus connection
Actuator power supply	bus connection
Electrical isolation	to operating and load voltage
Dimensions (W x L x H)	60.4x197x27mm
Housing material	fibre-glass reinforced Polyamide (PA6-GF30)
Mounting	4 mounting holes Ø 5,4 mm
Operating temperature	-40...+70 °C
Protection class	IP67
Approvals	CE, UL, CSA, FM

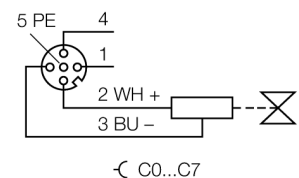
Fieldbus



input M12 x 1



Output M12 x 1



Compact I/O module for DeviceNet™
8 digital PNP inputs
8 digital outputs 0.5 A
FDNL-CSG88-T

Data in process image

C1P4: Male Connector 1, 4-pole

IGS: Wire-break/ short circuit - group signal

OGS: Short-circuit - group signal

		Bit 7	Bit 6	Bit 5	Bit 4	Bit 3	Bit 2	Bit 1	Bit 0
Input	Byte 0	C7P4	C6P4	C5P4	C4P4	C3P4	C2P4	C1P4	C0P4
	Byte 1	IGS	OGS	-	-	-	-	-	-
Output	Byte 0	C7P2	C6P2	C5P2	C4P2	C3P2	C2P2	C1P2	C0P2