


RADIAL DRUM CORE POWER CHOKE

AIRD-03



RoHS
Compliant



21.0 x ϕ 28.0 mm

FEATURES:

- Ferrite core with UL tube
- Wire wound construction
- High current rated, low DCR

APPLICATIONS:

- Electronic Appliance
- Power Supplies
- TRIAC/SCR Control Circuits

STANDARD SPECIFICATIONS

Operating Temperature: -25°C~ +85°C

Storage Temperature: -25°C~ +125°C

Part Number	Inductance	Tolerance	DCR (Max)	Saturation Current (Max)	Temperature Rise Current (Max)
Units	μ H	%	Ω	A	A
Symbol	L	K, M	DCR	Isat*	Irms*
AIRD-03-1R0	1.0	K, M	0.003	116	21
AIRD-03-1R2	1.2	K, M	0.003	116	21
AIRD-03-1R5	1.5	K, M	0.003	116	21
AIRD-03-1R8	1.8	K, M	0.003	90	21
AIRD-03-2R2	2.2	K, M	0.003	90	21
AIRD-03-2R7	2.7	K, M	0.003	74	21
AIRD-03-3R3	3.3	K, M	0.003	74	21
AIRD-03-3R9	3.9	K, M	0.003	62	21
AIRD-03-4R7	4.7	K, M	0.003	54	21
AIRD-03-5R6	5.6	K, M	0.003	54	21
AIRD-03-6R8	6.8	K, M	0.004	47	21
AIRD-03-8R2	8.2	K, M	0.004	42	21
AIRD-03-100	10	K	0.006	38	17
AIRD-03-120	12	K	0.008	35	13.5
AIRD-03-150	15	K	0.009	32	13.5
AIRD-03-180	18	K	0.010	29	13.5
AIRD-03-220	22	K	0.011	25	13.5
AIRD-03-270	27	K	0.012	23	13.5
AIRD-03-330	33	K	0.017	20	13.5
AIRD-03-390	39	K	0.022	19	11.4
AIRD-03-470	47	K	0.024	19	9.0
AIRD-03-560	56	K	0.026	17	9.0
AIRD-03-680	68	K	0.029	15	9.0
AIRD-03-820	82	K	0.032	14	9.0
AIRD-03-101	100	K	0.034	13	9.0
AIRD-03-121	120	K	0.046	12	7.2
AIRD-03-151	150	K	0.064	10	5.5
AIRD-03-181	180	K	0.072	9.7	5.5
AIRD-03-221	220	K	0.080	8.7	5.5
AIRD-03-271	270	K	0.110	7.9	4.5
AIRD-03-331	330	K	0.122	7.1	4.5
AIRD-03-391	390	K	0.169	6.7	4.0
AIRD-03-471	470	K	0.187	6.0	4.0
AIRD-03-561	560	K	0.210	5.5	4.0
AIRD-03-681	680	K	0.256	5.0	2.8
AIRD-03-821	820	K	0.320	4.5	2.0
AIRD-03-102	1000	K	0.426	4.1	2.0
AIRD-03-122	1200	K	0.462	3.7	2.0
AIRD-03-152	1500	K	0.518	3.4	2.0
AIRD-03-182	1800	K	0.705	2.8	1.6
AIRD-03-222	2200	K	1.020	2.5	1.3




RADIAL DRUM CORE POWER CHOKE

AIRD-03



RoHS
Compliant



21.0 x ϕ 28.0 mm

Key Electrical Specifications (Con'd)

Part Number	Inductance	Tolerance	DCR (Max)	Saturation Current (Max)	Temperature Rise Current (Max)
Units	μ H	%	Ω	A	A
Symbol	L	K, M	DCR	Isat*	Irms*
AIRD-03-272	2700	K	1.140	2.3	1.3
AIRD-03-332	3300	K	1.270	2.0	1.3
AIRD-03-392	3900	K	1.670	1.8	1.0
AIRD-03-472	4700	K	1.860	1.7	1.0
AIRD-03-193	19000	K	9.00	1.0	0.5

Test Conditions and equipments

Test frequency: 1Hz, 0.1Vrms

DCR: QuadTech Milliohmmeter

Isat: 10% inductance drops from initial value

Irms Δ T of 40°C temperature rise max

PART NUMBER IDENTIFICATION

AIRD-03-

Inductance Code

Please refer to the
Electrical Spec Table

Tolerance

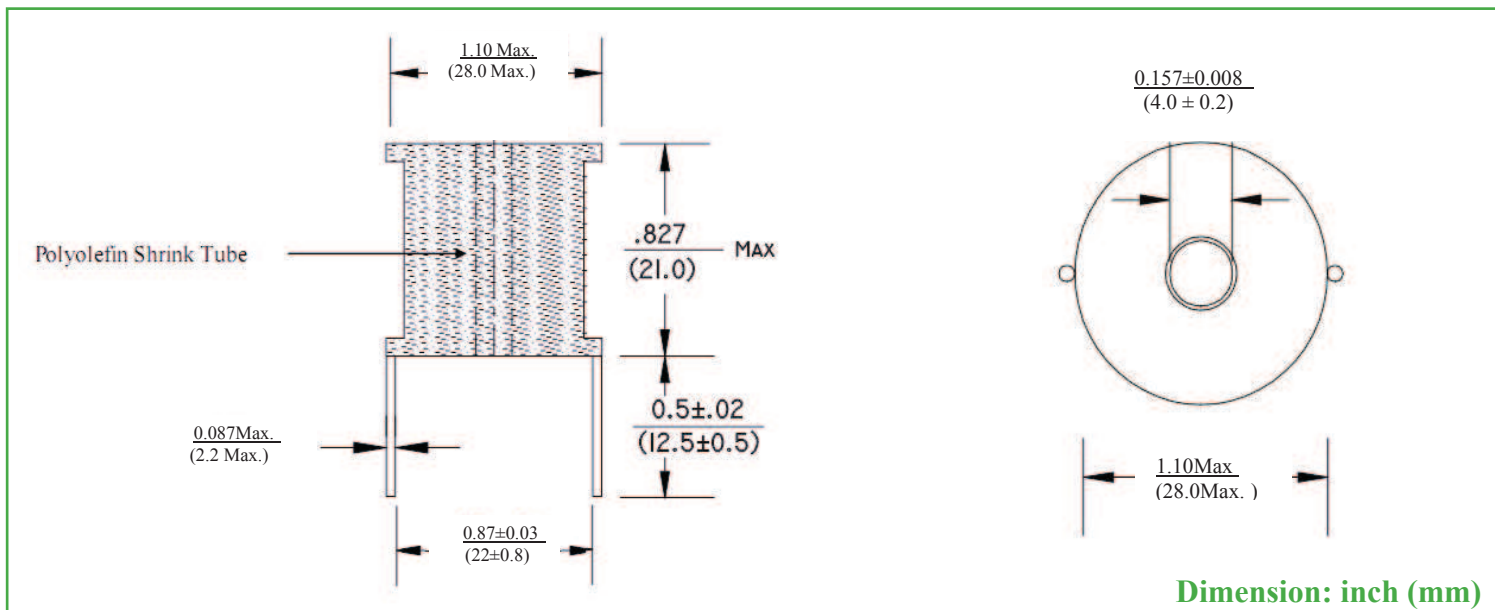
M: $\pm 20\%^*$

K: $\pm 10\%^*$

*M for L = 1.0 ~ 8.2 μ H

K for L = 1.0 ~ 19,000 μ H

OUTLINE DIMENSION:



ATTENTION: Abracon Corporation's products are COTS – Commercial-Off-The-Shelf products; suitable for Commercial, Industrial and, where designated, Automotive Applications. Abracon's products are not specifically designed for Military, Aviation, Aerospace, Life-dependant Medical applications or any application requiring high reliability where component failure could result in loss of life and/or property. For applications requiring high reliability and/or presenting an extreme operating environment, written consent and authorization from Abracon Corporation is required. Please contact Abracon Corporation for more information.

ABRACON IS
ISO 9001:2008
CERTIFIED



Visit www.abracon.com for Terms & Conditions of Sale **Revised: 07.31.12**
30332 Esperanza, Rancho Santa Margarita, California 92688
tel 949-546-8000 | fax 949-546-8001 | www.abracon.com