

SynJet[®] Spotlight Cooler 47W





SynJet cooling technology provides the most reliable thermal management solution available. This LED cooler has been developed by Nuventix for cooling downlight and spotlight modules and arrays.

- Cools up to 47 W⁴
- Reliable 100K Hours Lifetime
- Energy Efficient
- 5 Yr Warranty
- Small Form Factor
- Quiet Acoustics



Specifications¹

Thermal & Acoustic

SynJet Setting ²	Θ_{s-a} ³ AI	TDP ⁴ (W) $\Delta T = 30^\circ / 40^\circ C$	SPL (dBA) ⁵	Wire Connections	
Mid Performance	0.66	46 / 61	25	Red to +VDC Black & Blue to Ground	
Standard Performance	0.75	40 / 53	22	Red to +VDC Black only to Ground	
Silent Performance	0.91	33 / 44	19	Red to +VDC Black & Purple to Ground	
PWM at 100% duty cycle	0.64	47 / 63	27	Red to +VDC Black only to Ground Blue to PWM Signal	
Heatsink Only	1.87 / 1.75	16 / 23	N/A	N/A	N/A

Electrical

SynJet Setting ²	Voltage (VDC) +/- 10%	Current (mA) ⁶			Pavg (mW)	Voltage (VDC) +/- 10%	Current (mA) ⁶			Pavg (mW)
		Imin	Iavg	Ipeak			Imin	Iavg	Ipeak	
Mid	5	20	150	300	750	12	10	67	134	800
Standard			95	190	475			50	100	600
Silent			65	130	325			40	80	480
PWM at 100% duty cycle			160	320	800			82	164	980

Environmental

All Settings	Min	Max	Units	Conditions
Operating Temperature	-40	70	°C	Air temperature surrounding cooler
Storage Temperature	-50	75	°C	Air temperature surrounding cooler
Storage Altitude		15K	m	Above sea level
Operating Relative Humidity	5	95	%	Non-condensing
Weight		335	g	SynJet with AI heat sink
Reliability		100K	hrs	L10 @ 60°C
Regulatory Compliance				RoHS, UL, FCC Part 15 Class B, CE

Mechanical - SynJet Cooling Solution shown with Configurable heat sink

¹ All values are typical at 25°C unless otherwise stated.

² The Level Select model should be used for discrete performance settings. Follow the instructions in the Product Design Guide for adjusting settings.

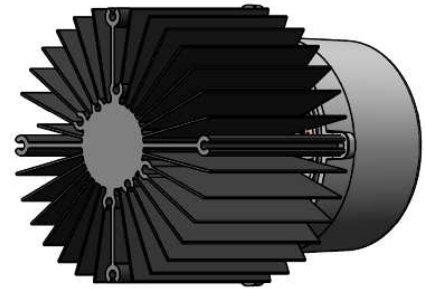
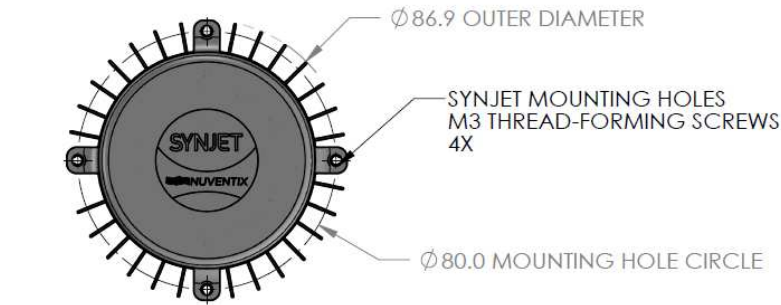
³ Thermal resistance values are given as reference only and are measured in free air without airflow obstructions. Thermal resistance is measured from the bottom middle of the heat sink to ambient air measured at the inlet to the SynJet, with a heat source at least 4.1cm² using the 60 W reference heat sink. Actual thermal performance may vary by application and final product design should be tested to assure proper thermal performance.

⁴ Thermal Design Power is based on a 30°C or 40°C temperature rise of heat sink mounting surface above ambient temperature around cooler.

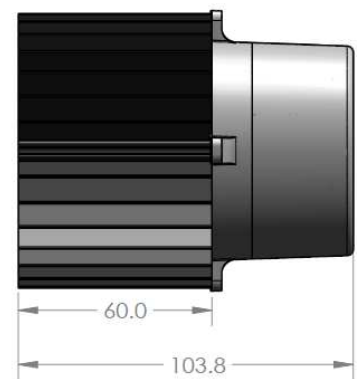
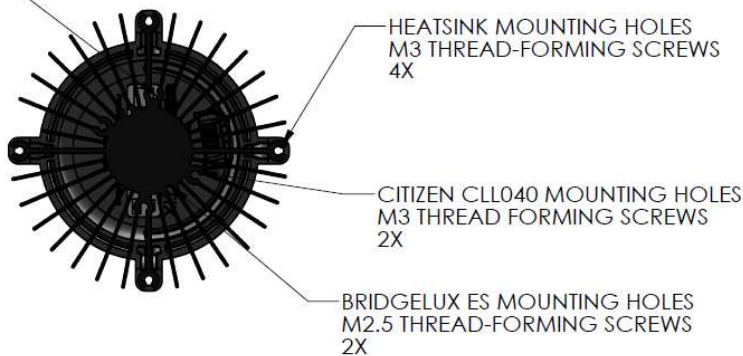
⁵ Sound Pressure Level is measured at 1 meter distance per ISO 7779.

⁶ The SynJet has a time varying current. The current waveform is sinusoidal and the average current (Iavg) is used to calculate the average power consumption (Pavg) at nominal input voltage (VDC). See the Electrical section in the Product Design Guide for a detailed explanation.

PRODUCT DATASHEET



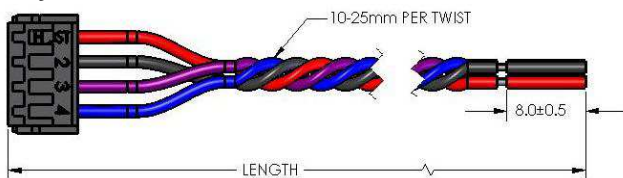
ZHAGA LED MOUNTING HOLES
M3 THREAD-FORMING SCREWS
2X



NOTE: DIN 7500 TYPE THREAD-FORMING SCREWS ARE
RECOMMENDED FOR ALL MOUNTING HOLE BOSSES

All dimensions are nominal and in mm unless otherwise stated. See product drawings for more detail.

SynJet Wire Harness



Connector Pinout

Pin	Wire Color	Symbol	Description
1	Red	+VDC	5 V or 12 V depending on model
2	Black	GND	Ground
3	Purple	CTRL2	Input for Level Select model Status signal for PWM model
4	Blue	CTRL1	Input for Level Select model PWM input for PWM model

IMPORTANT: SynJets should be completely wired to the power supply before the power supply is energized. The power supply should be turned off before the SynJet Cooler is disconnected. SynJet Coolers are not designed for "hot swap" or "hot plug" applications.

Part Numbers

Part Number	Description	Notes
NX201100	SynJet, ZFlow 87, PWM, 5V, Black	Configurable to discrete performance settings
NX201101	SynJet, ZFlow 87, Level Select, 5V, Black	Use with PWM input to control performance setting
NX201102	SynJet, ZFlow 87, PWM, 12V, Black	Configurable to discrete performance settings
NX201103	SynJet, ZFlow 87, Level Select, 12V, Black	Use with PWM input to control performance setting
NX301101	Heatsink, 47W, Spotlight Cooler, Configurable, Citizen, Bridgelux, Zhaga B3, Black	Contact sales for other heatsink options
WALLS-C4150-001	Wire Harness, 4-Wire, 150 mm Length	Contact sales for other wire harness options
WALLS-C4600-001	Wire Harness, 4-Wire, 600 mm Length	Contact sales for other wire harness options

Nuventix reserves the right to make changes to the products or information contained herein without notice. No liability is assumed as a result of their use or applications. For additional information, please contact Nuventix directly.