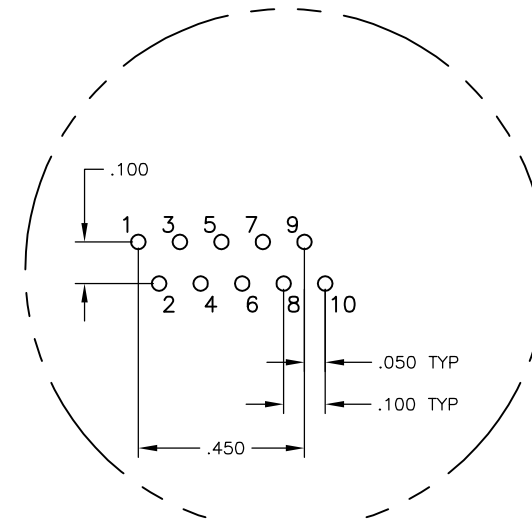
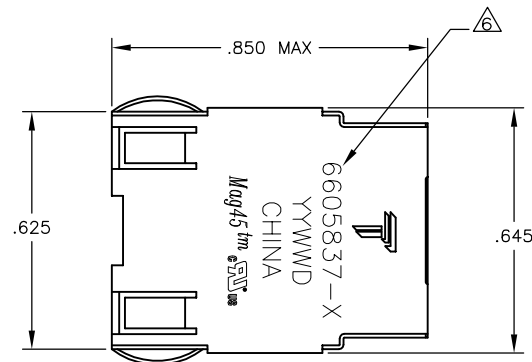
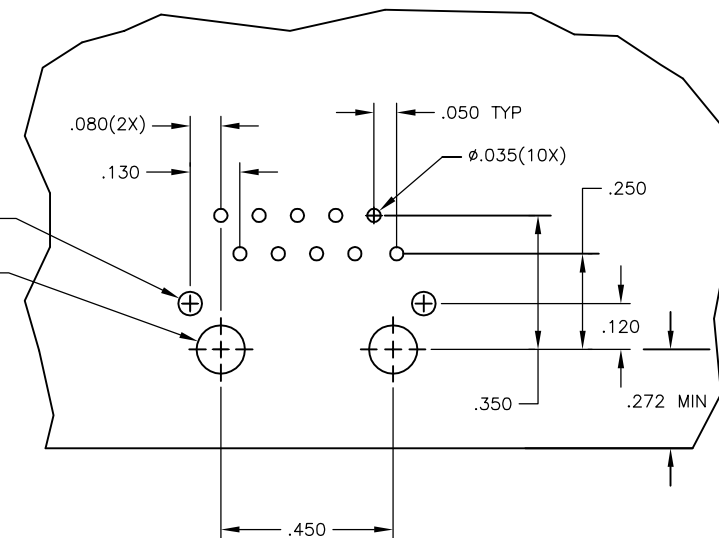
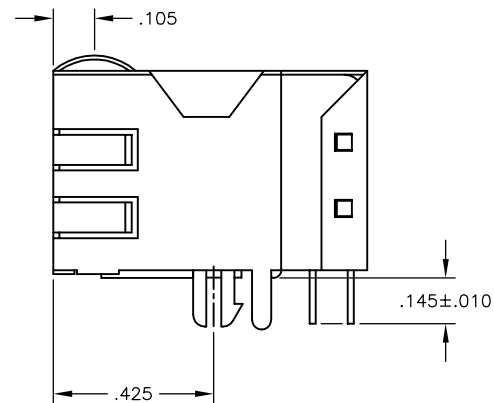
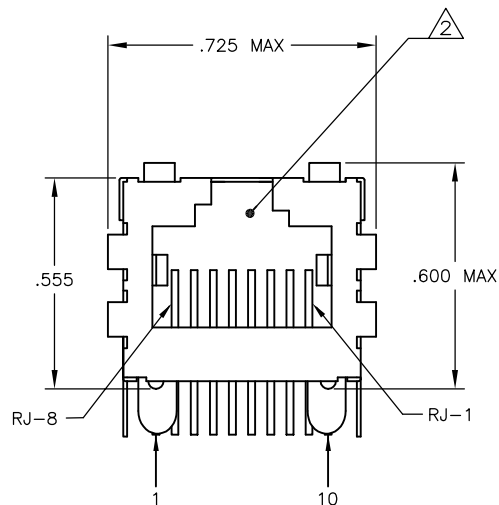


REVISIONS					
#	LN	DESCRIPTION	DATE	BY	APP'D
D		LOGO CHANGE	07APR2013	QL	KZ

MECHANICAL:



Pin Designations

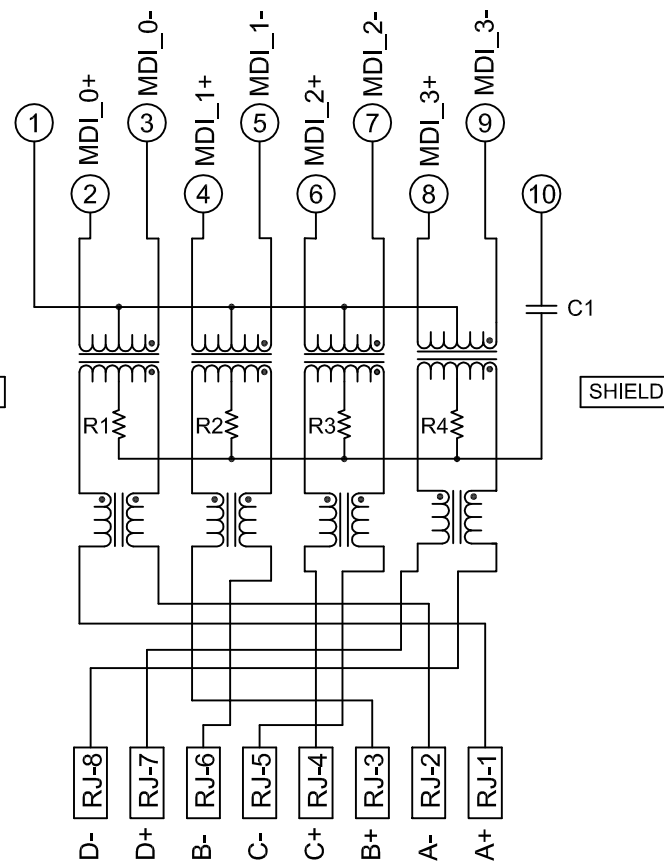


**Suggested PCB Layout
(Component Side)**

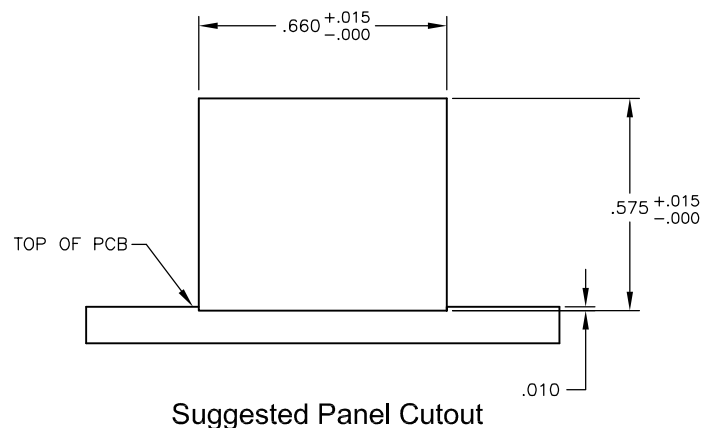
- △ **MATERIALS:**
 - HOUSING - THERMOPLASTIC PET POLYESTER FLAMMABILITY RATING UL 94V-0.
 - SHIELD - .010" THICK, C26800 BRASS PREPLATED WITH 30μINCH MIN SEMI-BRIGHT NICKEL, SOLDER TABS POST DIPPED WITH 100μINCH MIN SAC SOLDER.
 - MOD JACK CONTACTS - 0.0157" x 0.018" PHOSPHOR BRONZE, 50μINCH MIN OVERALL NICKEL UNDERPLATE, WITH SELECT 50μINCH MIN HARD GOLD FINISH PLATE. SOLDER TAILS WITH 100μINCH MIN MATTE TIN AND/OR SAC SOLDER DIP.
- △ **RJ45 JACK CAVITY CONFORMS TO FCC RULES AND REGULATIONS PART 68, SUB PART F.**
- △ **MAGNETICS**
 - IMPEDANCE: 100 OHMS
 - TURNS RATIO (CHIP: CABLE): 1:1 ALL FOUR PAIRS
 - OPEN CIRCUIT INDUCTANCE (OCL): 350mH MIN @100kHz, 0.1VRMS, 8mADC BIAS FROM 0°C TO 70°C, ALL FOUR PAIRS
 - ALL FOUR PAIRS BI-DIRECTIONAL
 - PERFORMANCE @ 25°C:
 - INSERTION LOSS (IL): 1.1dB MAX FROM 0.5MHz TO 100MHz
 - RETURN LOSS (RL): 18dB MIN FROM 0.5MHz TO 40MHz
 - 12-20LOG(f/80)dB MIN FROM 40.1MHz TO 100MHz
 - CROSSTALK ATTENUATION: 35dB MIN FROM 0.5MHz TO 40MHz
 - 33-20×LOG(f/50)dB MIN FROM 40.1MHz TO 100MHz
 - COMMON MODE REJECTION RATIO (CMRR): 30dB MIN FROM 0.5MHz TO 100MHz
 - ISOLATION VOLTAGE: 2250VDC (MAX) FOR 60 SECONDS WITH A RISE TIME OF 500V/SEC.
- 4. OPERATING TEMPERATURE: FROM 0°C TO + 70°C.
- △ **THE MAGNETICS ARE SYMMETRIC, AND ARE AUTO-MDI/MDIX CAPABLE.**
- △ **TRP CONNECTOR LOGO, PART NUMBER, DATE CODE, COUNTRY OF ORIGIN AND AGENCY APPROVAL MARKING IN APPROXIMATE LOCATION SHOWN.**
- 7. THE PART IS RECOMMENDED FOR WAVE SOLDERING PROCESS, PEAK WAVE SOLDERING TEMPERATURE IS 265°C MAX, 10 SECONDS MAX.

ELECTRICAL:

7G01P1 GIGABIT MAGNETIC CIRCUIT



C1 = 1000 pF, 2KV CAPACITOR
 R1-R4 = 75 OHMS, 1/16 W RESISTORS



Suggested Panel Cutout

6605837-1
 PART NUMBER

THIS DRAWING IS A CONTROLLED DOCUMENT.		DRN L. VARELA - DOCKS 04MAR2005	TRP connector Dongguan China
DIMENSIONS: INCHES		CHK D. FAROLE 04MAR2005	APPROD D. FAROLE 04MAR2005
TOLERANCES UNLESS OTHERWISE SPECIFIED:		PRODUCT SPEC 108-2100	NAME 1X1 MAG45(TM), MODULAR JACK, SHIELDED, 7G1P1 SCHEMATIC, 7G01P1 GIGABIT MAGNETIC CIRCUIT, WITH DECOUPLING CAPACITOR, NO LEDS
0 PLC ± -		APPLICATION SPEC	RESTRICTED TO
1 PLC ± .010		SIZE CASE CODE DRAWING NO	A1 00779 C-6605837
2 PLC ± .005		WEIGHT	SCALE NTS SHEET 1 of 1 REV D
3 PLC ± .002		CUSTOMER DRAWING	
4 PLC ± .001			
ANGLES ± -			
FINISH			