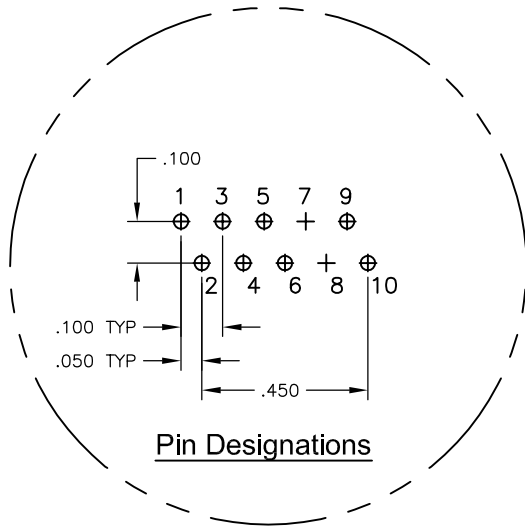
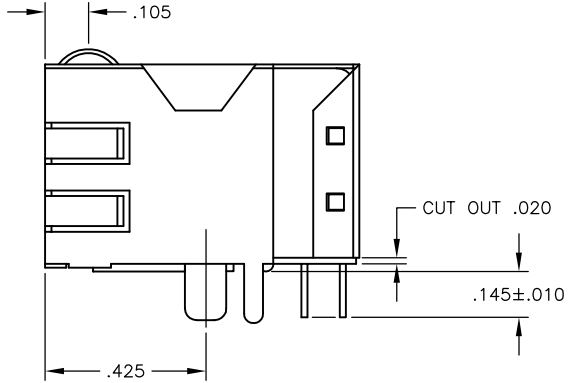
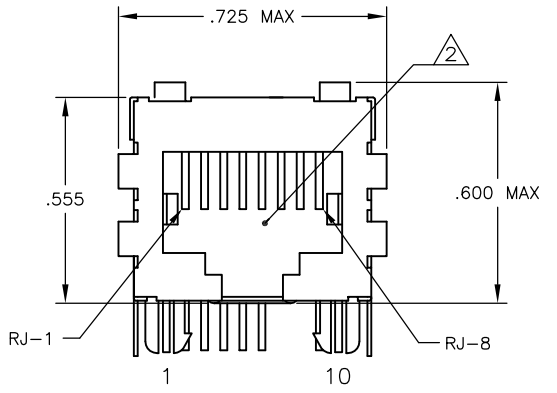
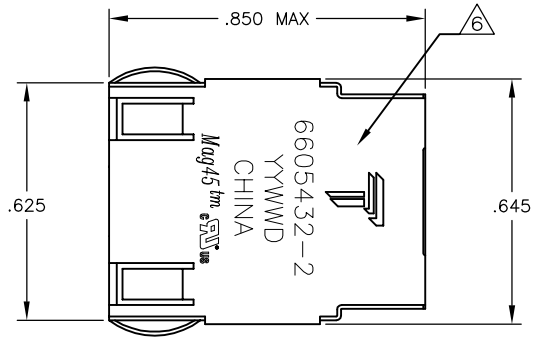


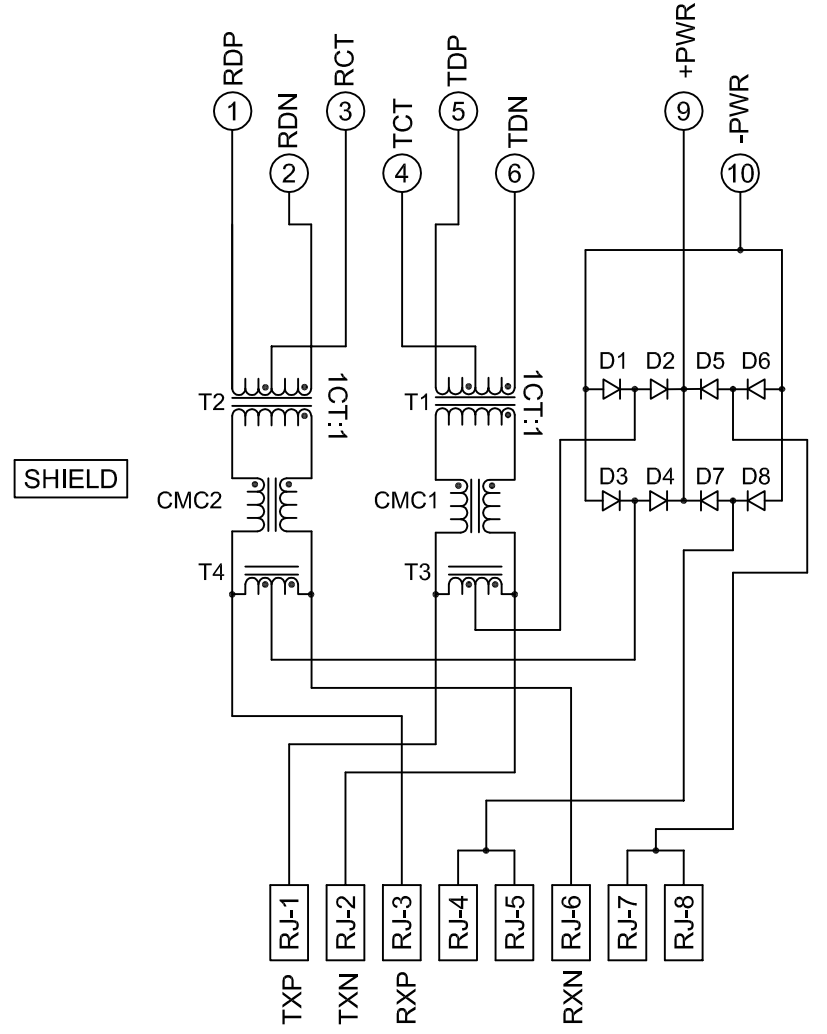
REVISIONS					
#	DATE	DESCRIPTION	BY	CHK	APP'D
E	23APR2013	LOGO CHANGE	JC	KZ	

MECHANICAL:

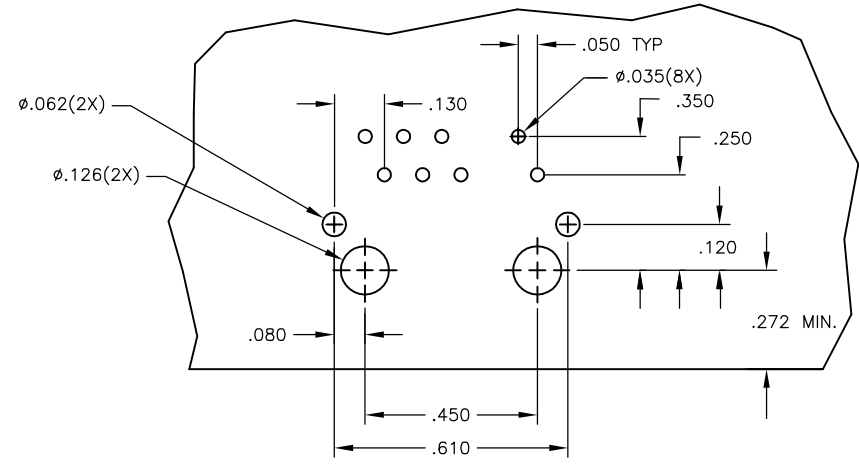


ELECTRICAL:

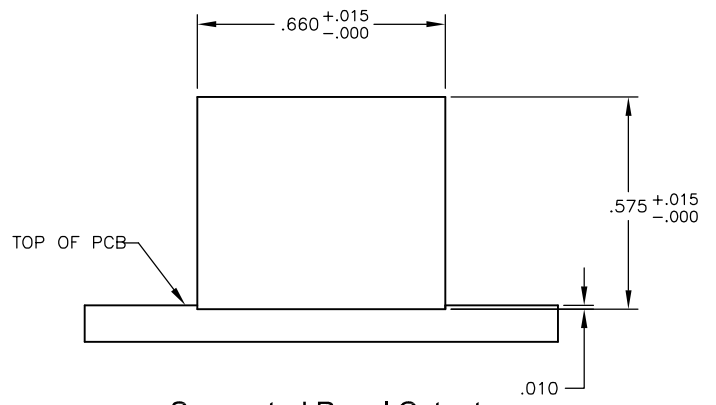
4D15 PoE MAGNETIC CIRCUIT



D1-D8 = RECTIFIER DIODE
 -FORWARD VOLTAGE, Vf=1.2V MAX ● If= 0.5A
 -FORWARD CURRENT, If=0.5A MAX
 -REVERSE VOLTAGE, Vr=80V MAX



Suggested PCB Layout
(Component Side)



Suggested Panel Cutout

- ⚠ MATERIALS:
 HOUSING - THERMOPLASTIC PET POLYESTER FLAMMABILITY RATING UL 94V-0.
 SHIELD - .010" THICK, C26800 BRASS PREPLATED WITH 30μINCH MIN SEMI-BRIGHT NICKEL. SOLDER TABS POST DIPPED WITH 100μINCH MIN SAC SOLDER.
 MOD JACK CONTACTS - 0.0157 X 0.018" PHOSPHOR BRONZE, 50μINCH MIN OVERALL NICKEL UNDERPLATE WITH SELECT 50μINCH MIN HARD GOLD FINISH PLATE.
 SOLDER TAILS WITH 100μINCH MIN MATTE TIN AND/OR SAC SOLDER DIP.
- ⚠ RJ45 JACK CAVITY CONFORMS TO FCC RULES AND REGULATIONS PART 68, SUB PART F.
- ⚠ MAGNETICS
 -IMPEDANCE: 100 OHMS
 -TURNS RATIO (CHIP: CABLE): TX = 1:1, RX = 1:1
 -OPEN CIRCUIT INDUCTANCE (OCL): 350mH MIN @100kHz, 0.1VRMS, 8mADC BIAS FROM 0°C TO 70°C, TX AND RX
 -POE CURRENT: 350mADC MAX
 -PERFORMANCE @ 25°C:
 INSERTION LOSS (IL): 1.1dB MAX FROM 0.5MHz TO 100MHz
 RETURN LOSS (RL): 18dB MIN FROM 0.5MHz TO 30MHz
 18-20LOG(f/30)dB MIN FROM 30.1MHz TO 60MHz
 12dB MIN FROM 60.1MHz TO 80MHz
 CROSSTALK ATTENUATION: 35dB MIN FROM 0.5MHz TO 40MHz
 33-20xLOG(f/50)dB MIN FROM 40.1MHz TO 100MHz
 COMMON MODE REJECTION RATIO (CMRR): 30dB MIN FROM 0.5MHz TO 100MHz
 -ISOLATION VOLTAGE: 1500VAC (MAX) AT 60Hz FOR 60 SECS
- 4. OPERATING TEMPERATURE: FROM 0°C TO +70°C.
- ⚠ INDICATED CONNECTIONS ARE FOR NIC CONFIGURATION. THE MAGNETICS ARE ASYMMETRIC, AND THEREFORE ARE NOT AUTO-MDI/MDIX CAPABLE.
- ⚠ TRP CONNECTOR LOGO, PART NUMBER, DATE CODE, COUNTRY OF ORIGIN AND AGENCY APPROVAL MARKING IN APPROXIMATE LOCATION SHOWN.
- 7. THE PART IS RECOMMENDED FOR WAVE SOLDERING PROCESS, PREHEAT TEMPERATURE IS 120°C TO 160°C, 120 SECONDS TO 180 SECONDS, PEAK SOLDERING TEMPERATURE IS 260 °C MAX, 10 SECONDS MAX.

6605432-2
PART NUMBER

THIS DRAWING IS A CONTROLLED DOCUMENT.		DRN: G. ATTADIA - 09MAR2005	TRP connector	
DIMENSIONS: INCHES		CHK: D. FAROLE - 09MAR2005	Dongguan China	
TOLERANCES UNLESS OTHERWISE SPECIFIED:		APP'D: D. FAROLE - 09MAR2005		
0 PLC	± .005	PRODUCT SPEC	NAME	1X1 MAG45(TM), MODULAR JACK, 4DN2 SCHEMATIC, 4D15 SERIES PoE CIRCUIT, SHIELDED, NO LEDS
1 PLC	± .010	APPLICATION SPEC	SIZE	A1
2 PLC	± .015		CASE CODE	C=6605432
3 PLC	± .020		DRAWING NO	6605432
4 PLC	± .030		RESTRICTED TO	
ANGLES	± .005		SCALE	NTS
MATERIAL		WEIGHT		
FINISH				
CUSTOMER DRAWING		SHEET 1 OF 1 REV E		