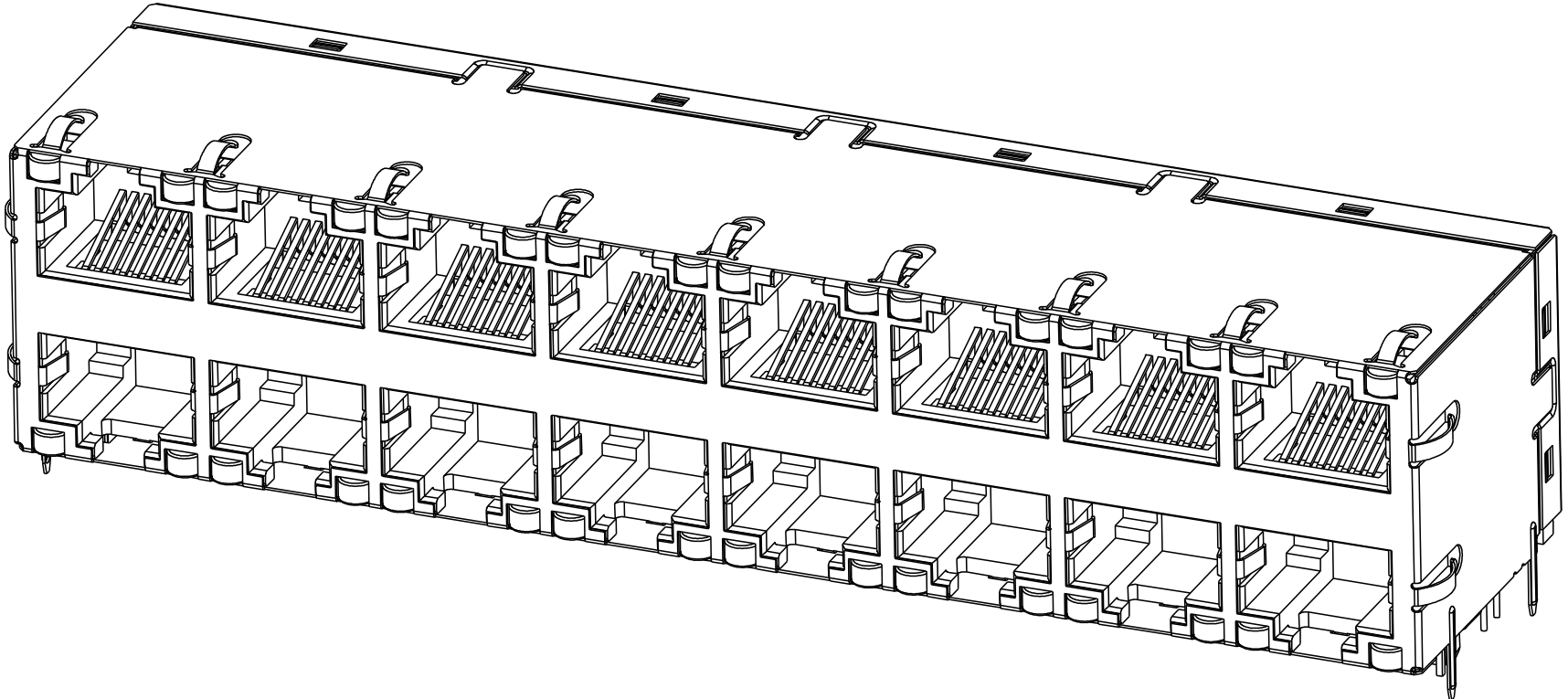
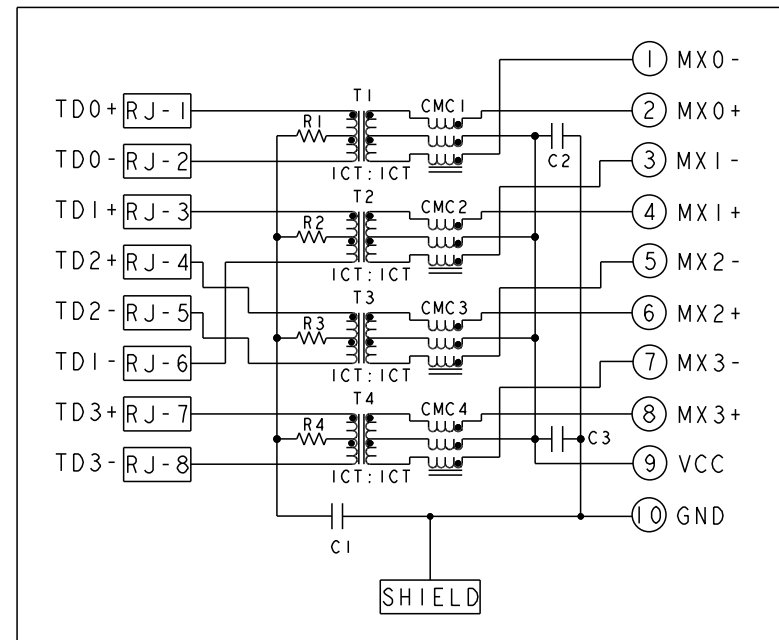


REVISONS					
P	LYR	DESCRIPTION	DATE	DWN	APPR
A		LOGO CHANGE	02APR2013	TR	KZ



S8G56 GIGABIT CIRCUIT
 TOP AND BOTTOM PORTS



C1 = 1000pF, 2kV CAPACITOR
 C2 - C3 = 10nF, 50V CAPACITORS
 R1-R4 = 75 Ohms, 1/16 W, RESISTORS

- MATERIALS:
 PLASTIC HOUSING: BLACK, THERMOPLASTIC FLAMMABILITY RATING UL 94V-0
 SHIELD: BRASS, PREPLATED WITH 0.76um MIN SEMI-BRIGHT NICKEL,
 POST DIPPED WITH 2.54um MIN SAC SOLDER ON SOLDER TAILS,
 CONTACTS: PHOSPHOR BRONZE, 1.27um MIN OVERALL NICKEL
 UNDERPLATE WITH SELECTED 1.27um MIN GOLD AT MATING INTERFACE
 AND 2.54um MIN MATTE TIN ON SOLDER TAILS.
 LED: DIFFUSED EPOXY LENS, CARBON STEEL LEAD FRAME TAILS OF LED
 ARE PREPLATED WITH 2.03um MIN SILVER OVER 1.02um MIN NICKEL
 UNDERPLATE OVER 1.02um MIN COPPER UNDERPLATE. POST-PLATED WITH
 2.54um MIN MATTE TIN AND/OR SAC SOLDER DIP OR PURE TIN SOLDER DIP
 ALL PC BOARDS: HIGH TEMPERATURE PCB, TG>170°C

- MAGNETICS
 APPLICATION: 10/100/1000 BASE-T
 IMPEDANCE: 100 OHMS
 TURNS RATIO (CHIP:CABLE): 1:1 ALL FOUR PAIRS
 OPEN CIRCUIT INDUCTANCE (OCL): 350uH MIN @100kHz, 0.1VRMS,
 8mADC BIAS FROM 0°C TO 70°C, ALL FOUR PAIRS
 ALL FOUR PAIRS BI-DIRECTIONAL
 PERFORMANCE @ 25°C:
 INSERTION LOSS (IL): 1.1dB MAX FROM 0.5MHz TO 100MHz
 RETURN LOSS (RL): 18dB MIN FROM 0.5MHz TO 40MHz
 12-20LOG(f/80)dB MIN FROM 40.1MHz TO 100MHz
 CROSSTALK ATTENUATION: 35dB MIN FROM 0.5MHz TO 40MHz
 33-20LOG(f/50)dB MIN FROM 40.1MHz TO 100MHz
 COMMON MODE REJECTION RATIO (CMRR): 30dB MIN FROM 0.5MHz TO 100MHz
 ISOLATION VOLTAGE: 2250VDC(MAX) FOR 60 SECONDS WITH A RISE TIME OF
 500V/SEC AND WITH ALL PORTS CONNECTED.

- PART NUMBER, DATE CODE AND COUNTRY OF ORIGIN ARE LOCATED
 IN APPROXIMATE AREA SHOWN. DATE CODE: "YY" IS YEAR, "WW" IS
 WORK WEEK, "D" IS DAY OF WEEK, WITH SUNDAY=1.

- TRP LOGO AND AGENCY APPROVAL LOGO ARE
 LOCATED IN APPROXIMATE AREA SHOWN.

- OPERATING TEMP: FROM 0°C TO +70°C.
- RJ45 CAVITY CONFORMS TO FCC RULES AND REGULATION PART 68 SUBPART F.

- INDICATED MAGNETIC CONNECTIONS ARE SYMMETRICAL AND
 SUPPORT AUTO-MDI/MDIX.

- DATUM AND BASIC DIMENSION ESTABLISHED BY CUSTOMER.

- BASIC DIMENSION ESTABLISHED BY CUSTOMER, BUT MAY NOT BE
 GREATER THAN 5.08mm.

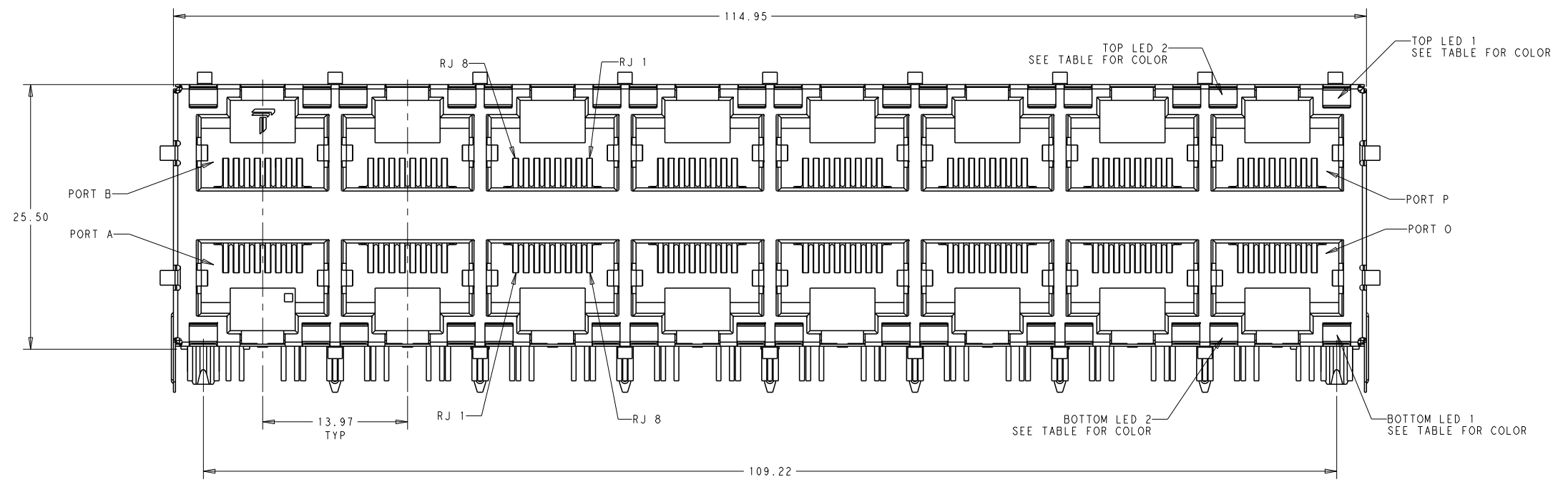
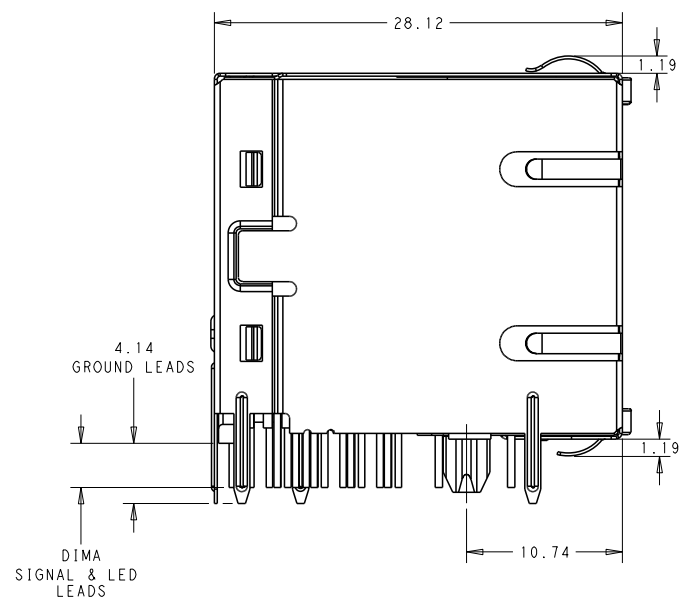
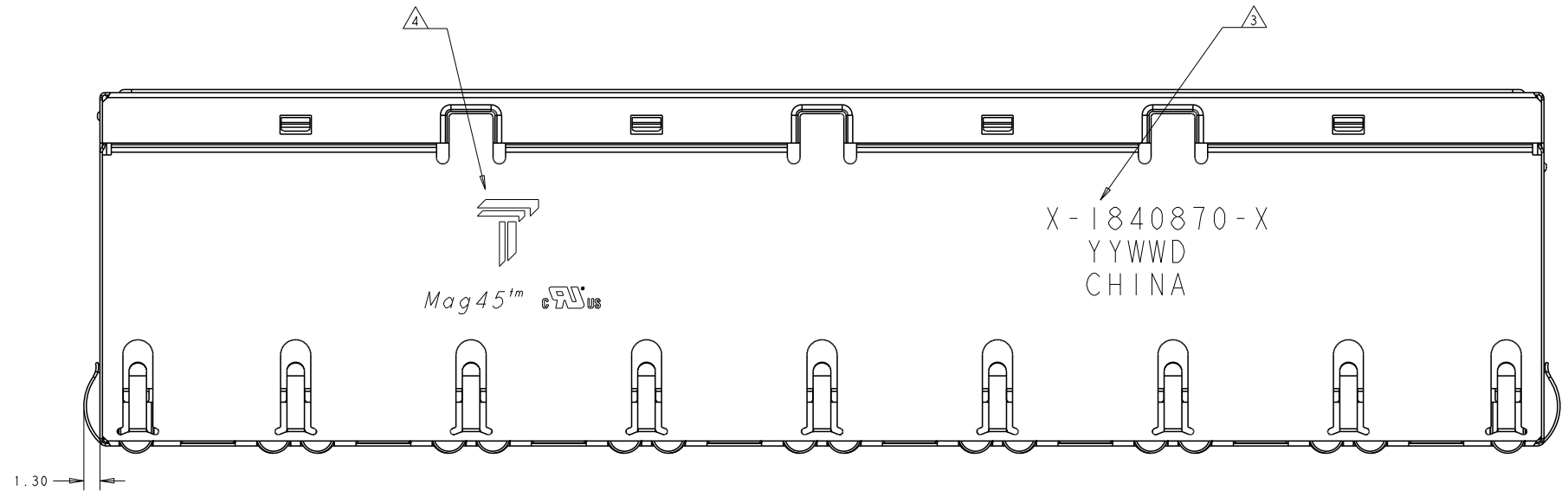
- LEDS ARE DRIVEN WITH CONSTANT CURRENT AT APPROX 20mA
 LED COLOR: DOMINANT WAVELENGTH (λD): GREEN 568 nm TYP. @ IF=20mA
 FORWARD VOLTAGE (VF): GREEN 2.2V TYP. @ IF=20mA
 DOMINANT WAVELENGTH (λD): YELLOW 588 nm TYP. @ IF=20mA
 FORWARD VOLTAGE (VF): YELLOW 2.1V TYP. @ IF=20mA

- THE PARTS ARE RECOMMENDED FOR WAVE SOLDERING PROCESS,
 PEAK TEMPERATURE 260°C MAX, 10 SECONDS MAX.

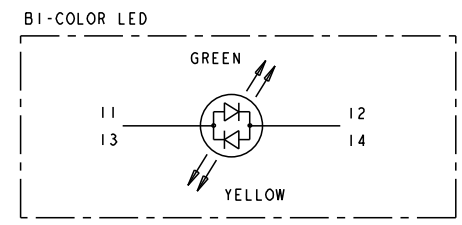
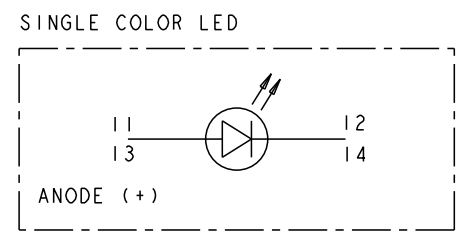
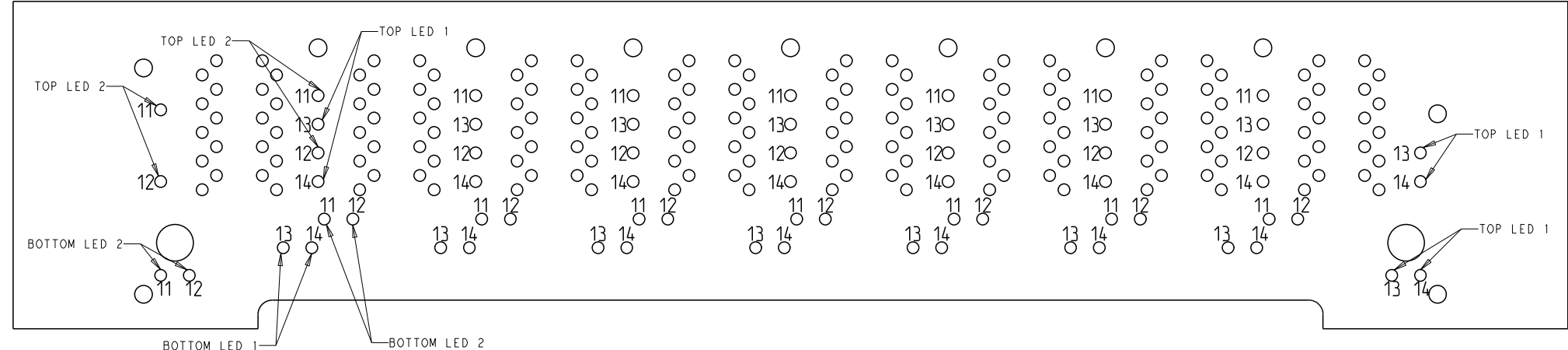
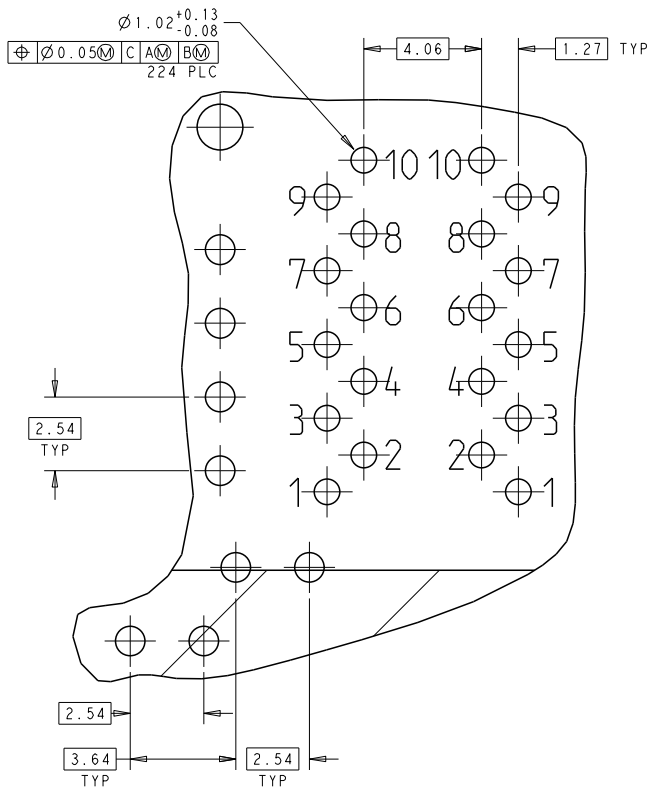
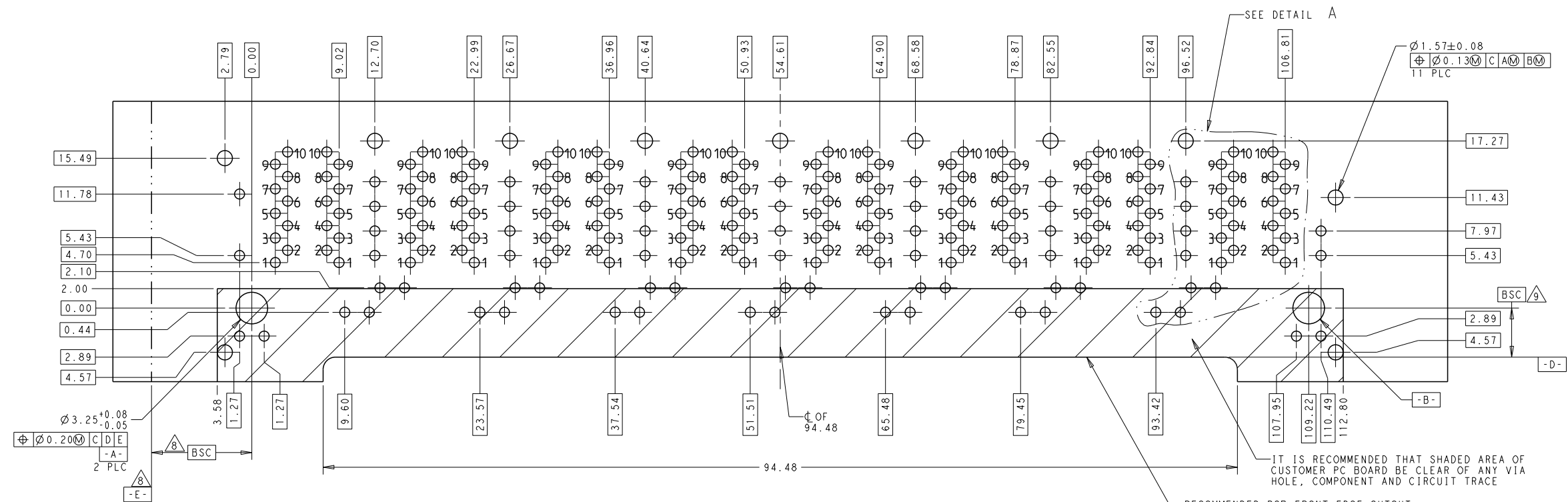
3.04	GRN/YEL	GRN/YEL	GRN/YEL	GRN/YEL	1-1840870-4
3.56	GRN/YEL	GRN/YEL	GRN/YEL	GRN/YEL	1840870-4
3.04	GREEN	GREEN	GREEN	GREEN	1840870-1
DIM A	BOTTOM LED 2	BOTTOM LED 1	TOP LED 2	TOP LED 1	PART NUMBER

THIS DRAWING IS A CONTROLLED DOCUMENT.


DRAWN: JAMISON CHEN/22NOV2010	CHK: TONY YUAN/22NOV2010	APPR: KEITH ZHU/22NOV2010	TRP connector Dongguan China
DIMENSIONS: mm	TOLERANCES UNLESS OTHERWISE SPECIFIED:	PRODUCT SPEC: 108-104004	NAME: 2X8 MAG45(TM), GIGABIT S8G56 CIRCUIT WAVE PANEL, GROUND SHIELD, WITH LEADS
0 PLC ±	1 PLC ±	2 PLC ±0.25	3 PLC ±
4 PLC ±	ANGLES ±	FINISH	WEIGHT
MATERIAL	FINISH	WEIGHT	SCALE: 1:1
CUSTOMER DRAWING	SCALE: 1:1	SHEET 1 OF 4	REV A



THIS DRAWING IS A CONTROLLED DOCUMENT.		DWN: JAMISON CHEN/2010 CHK: TONY YUAN/2010 APD: KEITH ZHU/2010	22NOV2010 22NOV2010 22NOV2010	TRP connector Dongguan China
DIMENSIONS: mm	TOLERANCES UNLESS OTHERWISE SPECIFIED: 0 PLC ± 1 PLC ± 2 PLC ±0.25 3 PLC ± 4 PLC ± ANGLES ± FINISH	PRODUCT SPEC 108-104004 APPLICATION SPEC	NAME: 2X8 MAG45(TM), GIGABIT S8G56 CIRCUIT WAVE PANEL, GROUND SHIELD, WITH LEDS SIZE: A1 CAGE CODE: 1840870 SCALE: 1:1	
MATERIAL:		WEIGHT:	CUSTOMER DRAWING	

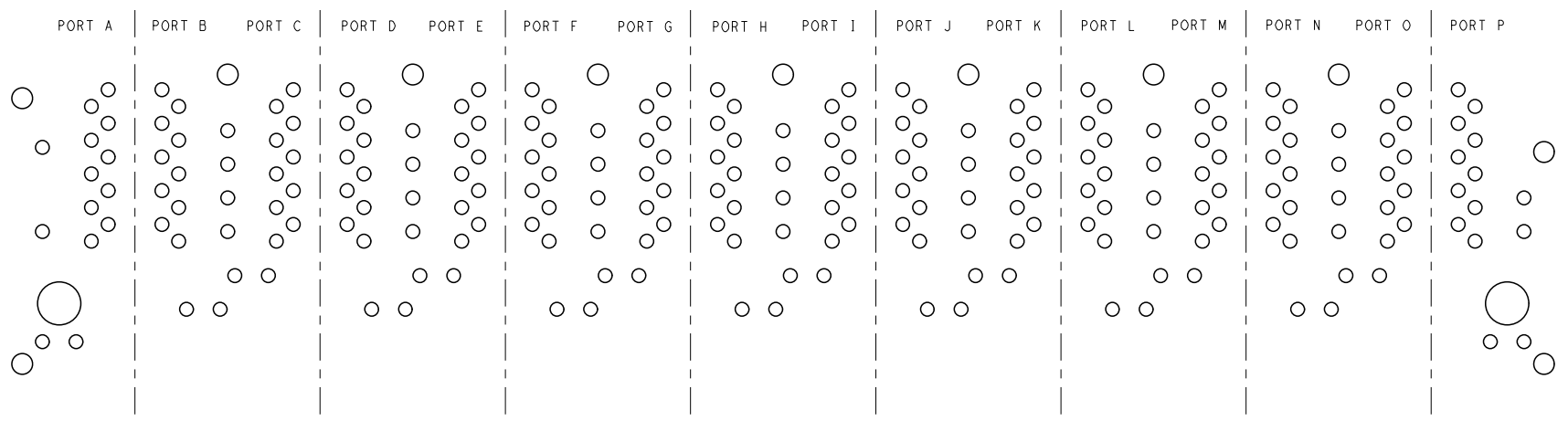


THIS DRAWING IS A CONTROLLED DOCUMENT.		DATE: 22NOV2010	 TRP connector Dongguan China
DRAWN: JAMISON CHEN/1011		CHK: TONY YUAN	
DIMENSIONS: mm		DATE: 22NOV2010	PRODUCT SPEC: 2X8 MAG45(TM), GIGABIT S8G56 CIRCUIT WAVE PANEL, GROUND SHIELD, WITH LEDS APPLICATION SPEC: 108-104004
TOLERANCES UNLESS OTHERWISE SPECIFIED:		APPRO: KEITH ZHU	
0 PLC ± 1 PLC ± 2 PLC ±0.25 3 PLC ± 4 PLC ± ANGLES ±	MATERIAL: FINISH:	WEIGHT: CUSTOMER DRAWING	SIZE: A1 CAGE CODE: DRAWING NO: 1840870 RESTRICTED TO: SCALE: 4:1 SHEET 3 OF 4 REV A



SUGGESTED PANEL CUTOUT DIMENSIONS (TOL: ±0.10)

SHOWN WITH PANEL AND CUSTOMER PCB ASSEMBLY



PORT ASSIGNMENT COMPONENT SIDE VIEW

THIS DRAWING IS A CONTROLLED DOCUMENT.		DW: JAMISON CHEN/2010 CHK: TONY YUAN APD: KEITH ZHU 22NOV2010	TRP connector Dongguan China
DIMENSIONS: mm	TOLERANCES UNLESS OTHERWISE SPECIFIED: 0 PLC ± 1 PLC ± 2 PLC ±0.25 3 PLC ± 4 PLC ± ANGLES ±	PRODUCT SPEC 108-104004 APPLICATION SPEC	NAME: 2X8 MAG45(TM), GIGABIT S8G56 CIRCUIT WAVE PANEL, GROUND SHIELD, WITH LEDS SIZE: A1 CAGE CODE: - DRAWING NO: 1840870 RESTRICTED TO: -
MATERIAL: -	FINISH: -	WEIGHT: -	SCALE: 4:1 SHEET 4 OF 4 REV A
CUSTOMER DRAWING			