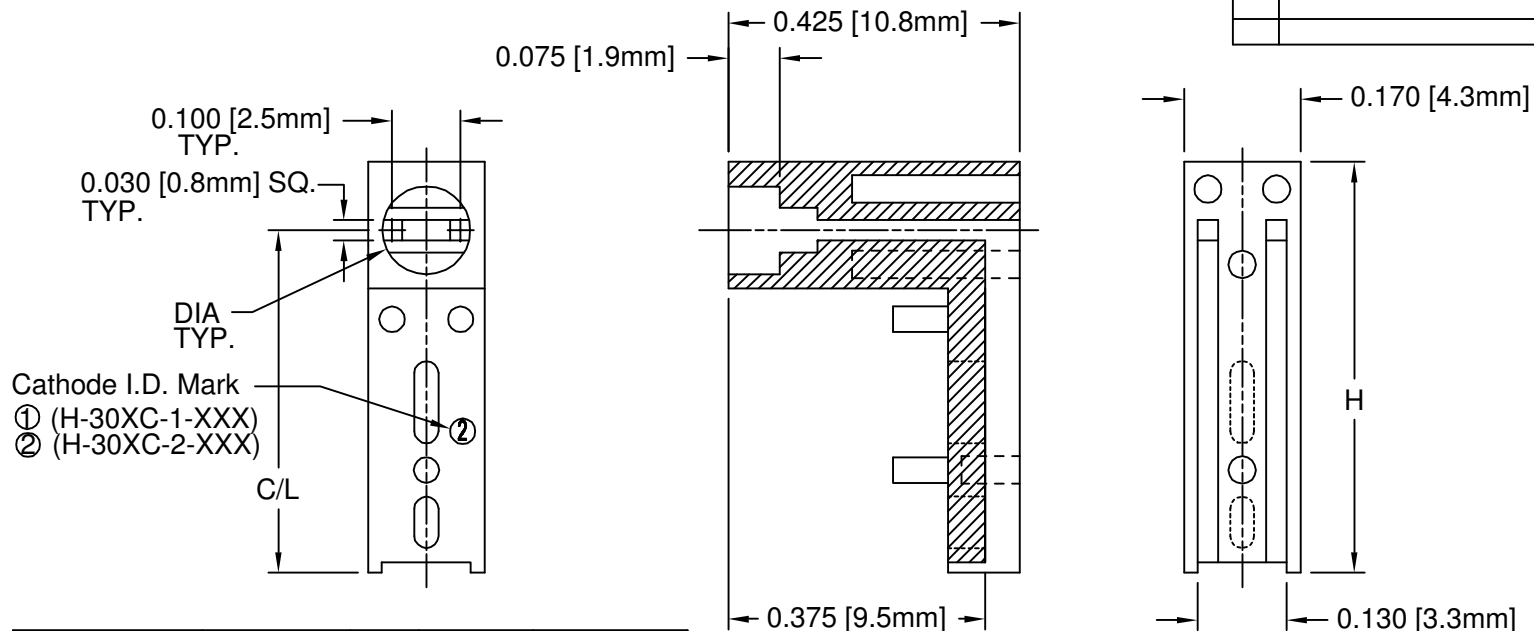




REV.	DESCRIPTION	DATE	APPROVED
E	Engineering Update w/o Changes	02/27/04	M. C.



PART NO.	C/L	ID MARK	DIA	H
H-300-1-500	.500[12.7]	①	.128[3.3]	.600[15.2]
H-300-2-500	.500[12.7]	②	.150[3.8]	.600[15.2]
H-300-1-520	.520[13.2]	①	.128[3.3]	.620[15.7]
H-300-2-520	.520[13.2]	②	.150[3.8]	.620[15.7]
H-300-1-540	.540[13.7]	①	.128[3.3]	.640[16.3]
H-300-2-540	.540[13.7]	②	.150[3.8]	.640[16.3]
H-300-1-560	.560[14.2]	①	.128[3.3]	.660[16.8]
H-300-2-560	.560[14.2]	②	.150[3.8]	.660[16.8]
H-300-1-580	.580[14.7]	①	.128[3.3]	.680[17.3]
H-300-2-580	.580[14.7]	②	.150[3.8]	.680[17.3]

2. MATERIAL: NYLON 6/6, 94V-0, BLACK. BIVAR MATERIAL CODE 22-BK.
RTP POLYAMIDE NYLON 6/6, 0200 FR, BLACK OR MODIFIED PLASTICS MN6/6-SE BK.
1. GENERAL SPECIFICATIONS: BIVAR MOLDED COMPONENT SPECIFICATION BV00-E101.

STANDARD TOLERANCE (UNLESS OTHERWISE SPECIFIED)		 4 THOMAS, IRVINE, CA. 92618 TEL: (949) 951-8808 FAX: (949) 951-3974		
DECIMALS	ANGULAR			
.X ±.1	X° ±1°			
.XX ±.01			TITLE: STACKING TRIPLE T-1 (3mm) LED HOLDER VARIABLE DIAMETER	
.XXX ±.005			DESIGNED: David Green	DATE: 12/17/02
CHECKED: M. Chen		DATE: 12/17/02	PART NO: H-300-X-XXX	REVISION: E
			CAGE CODE : 32559	SHEET # 1 OF 1
CAD GENERATED DOCUMENT, DO NOT MEASURE DRAWING.				