

MOLDED POWER TRANSISTOR MOUNTS

Material Specifications:

Nylon, per ASTM D 4066 PA111
UL Rated 94V-2


Oxygen Rating Index: Over 28%

Standard Drawing Tolerances:

(unless otherwise indicated)

Fractions: $\pm 1/64$ (0.4) .XX = ± 0.01 (0.25)

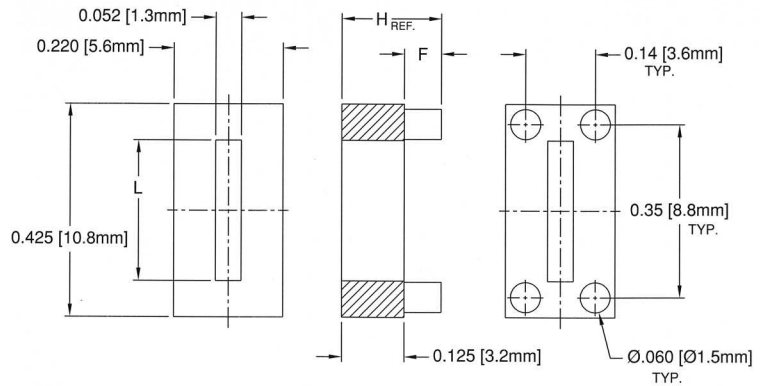
.X = ± 0.10 (2.5) .XXX = ± 0.005 (0.13)



TO-202, TO-220

Price Code: I

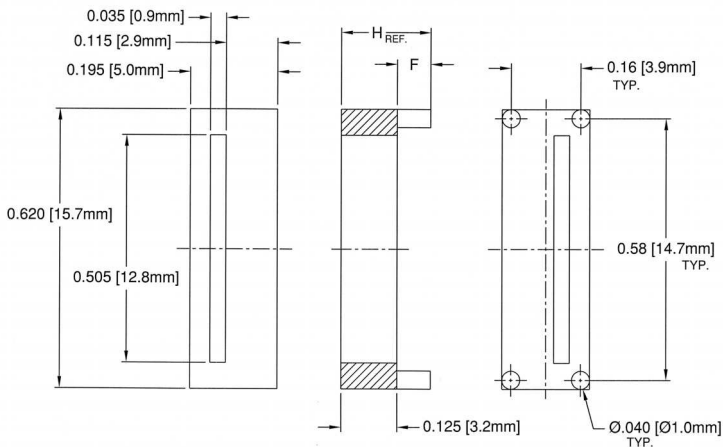
Part No.	H	F	L	Color
423-125	.125 (3.2)	.000	.255 (6.5)	Black
423-150	.150 (3.8)	.025 (.64)	.255 (6.5)	Black
423-175	.175 (4.4)	.050 (1.3)	.255 (6.5)	Black
423-200	.200 (5.1)	.075 (1.9)	.255 (6.5)	Black
424-125	.125 (3.2)	.000	.280 (7.1)	White
424-150	.150 (3.8)	.025 (.64)	.280 (7.1)	White
424-175	.175 (4.4)	.050 (1.3)	.280 (7.1)	White
424-200	.200 (5.1)	.075 (1.9)	.280 (7.1)	White



TO-219

Price Code: J

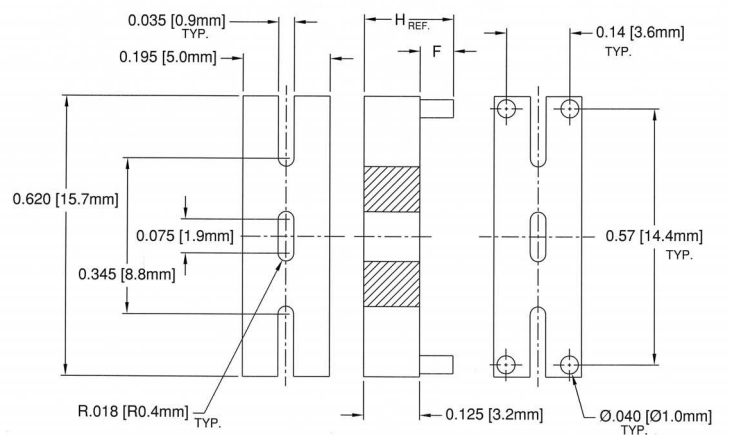
Part No.	H	F	Color
422-125	.125 (3.2)	.000	Black
422-150	.150 (3.8)	.025 (.64)	Black
422-175	.175 (4.4)	.050 (1.3)	Black
422-200	.200 (5.1)	.075 (1.9)	Black



TO-247

Price Code: J

Part No.	H	F	Color
426-125	.125 (3.2)	.000	Black
426-150	.150 (3.8)	.025 (.64)	Black
426-175	.175 (4.4)	.050 (1.3)	Black
426-200	.200 (5.1)	.075 (1.9)	Black



EXTRUDED POWER TRANSISTOR MOUNTS

- Standard lengths from .030" - .750" (.76mm - 19.1mm) in .005" (.13mm) increments
- Made from semi-rigid PVC UL Rated material



Standard Tolerances:

O.D. ±.005 (.13)

I.D. ±.005 (.13)

"H" Dim: .030 - .500 (.76 - 12.7) is ±.005 (.13)

"H" Dim: .500 - .750 (12.7 - 19.1) is ±.008 (.20)

Ordering Information:

EPM XXX

Length Expressed in Thousandths
(in .005" increments)

(Must be even multiples of .005")

0.030 = 030 0.750 = 750

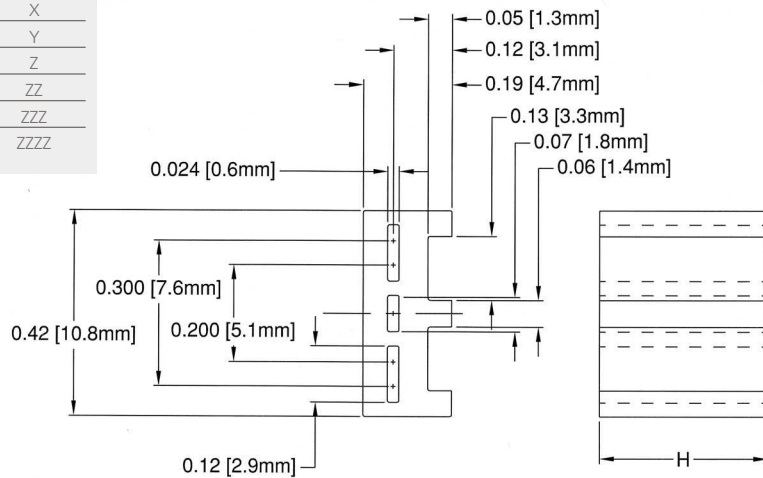
0.100 = 100

Series: EPM


EPM Series

Color: Natural

Part No.	"H" Dimensions	Price Code
EPM-030 thru EPMH-075	.030-.075 (.76-1.9)	W
EPM-080 thru EPMH-150	.080-.150 (2.0-3.8)	X
EPM-155 thru EPMH-230	.155-.230 (4.0-5.8)	Y
EPM-235 thru EPMH-310	.235-.310 (6.0-7.9)	Z
EPM-315 thru EPMH-380	.315-.380 (8.0-9.7)	ZZ
EPM-385 thru EPMH-495	.385-.495 (9.8-12.6)	ZZZ
EPM-500 thru EPMH-750	.500-.750 (12.7-19.1)	ZZZZ



CAPACITOR MOUNTS



Material Specifications:

Natural or black Nylon, per ASTM D 4066
PA111, UL Rated 94V-2

Oxygen Rating Index: Over 28%

Standard Drawing Tolerances:

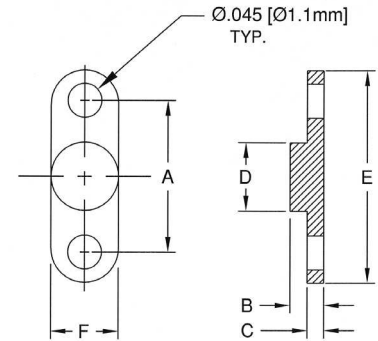
(unless otherwise indicated)

Fractions: $\pm 1/64$ (0.4) .XX = ± 0.01 (0.25)
.X = ± 0.10 (2.5) .XXX = ± 0.005 (0.13)




300 Series Color: Natural

Part No.	A55485/ M38527/06	A	B	C	D	E	F	Price Code
300-100-022	-	.100 (2.5)	N.A.	.022 (.55)	N.A.	.180 (4.6)	.090 (2.3)	A
300-100-03	-	.100 (2.5)	.030 (.76)	.011 (.28)	.050 (1.3)	.180 (4.6)	.090 (2.3)	A
300-100	-008N	.100 (2.5)	.045 (1.1)	.022 (.55)	.050 (1.3)	.180 (4.6)	.090 (2.3)	A
300-100-075	-	.100 (2.5)	.075 (1.9)	.022 (.55)	.055 (1.4)	.180 (4.6)	.090 (2.3)	A
301-150CS	-	.150 (3.8)	N.A.	.022 (.55)	N.A.	.270 (6.9)	.125 (3.2)	A
301-150-030	-	.150 (3.8)	.030 (.76)	.011 (.28)	.090 (2.3)	.270 (6.9)	.125 (3.2)	A
301-150-040	-	.150 (3.8)	.040 (1.0)	.022 (.55)	.090 (2.3)	.270 (6.9)	.125 (3.2)	A
301-150	-009N	.150 (3.8)	.045 (1.1)	.022 (.55)	.090 (2.3)	.270 (6.9)	.125 (3.2)	A
301-150 MOD	-	.150 (3.8)	.045 (1.1)	.022 (.55)	.090 (2.3)	.240 (6.1)	.090 (2.3)	A
302-200-030	-	.200 (5.1)	.030 (.76)	.011 (.28)	.090 (2.3)	.290 (7.4)	.090 (2.3)	A
302-200-040	-	.200 (5.1)	.040 (1.0)	.022 (.55)	.090 (2.3)	.290 (7.4)	.090 (2.3)	A
302-200	-010N	.200 (5.1)	.045 (1.1)	.022 (.55)	.090 (2.3)	.290 (7.4)	.090 (2.3)	A
303-250	-017N	.250 (6.4)	.045 (1.1)	.026 (.66)	.090 (2.3)	.340 (8.6)	.090 (2.3)	A
304-300	-018N	.300 (7.5)	.045 (1.1)	.026 (.66)	.140 (3.6)	.390 (9.9)	.090 (2.3)	B
305-350	-019N	.350 (8.9)	.045 (1.1)	.030 (.76)	.140 (3.6)	.440 (11.2)	.090 (2.3)	B
306-400	-020N	.400 (10.2)	.045 (1.1)	.030 (.76)	.190 (4.8)	.490 (12.4)	.090 (2.3)	B
307-500	-021N	.500 (12.7)	.045 (1.1)	.030 (.76)	.190 (4.8)	.590 (12.4)	.090 (2.3)	B



CAPACITOR MOUNTS



Material Specifications:

Natural or black Nylon, per ASTM D 4066
PA111, UL Rated 94V-2

Oxygen Rating Index: Over 28%

Standard Drawing Tolerances:

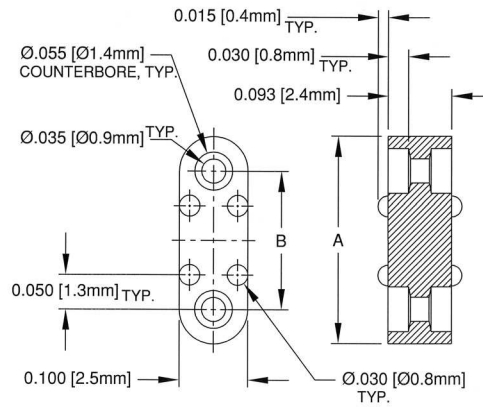
(unless otherwise indicated)

Fractions: $\pm 1/64$ (0.4) .XX = ± 0.01 (0.25)
.X = ± 0.10 (2.5) .XXX = ± 0.005 (0.13)

311 thru 316 Series

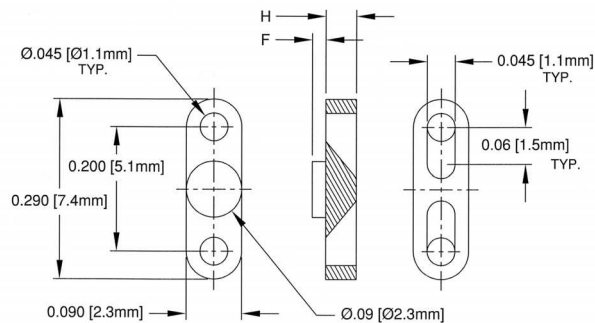
Color: Natural

Part No.	A55485/06 M38527/06	A	B	Price Code
311-200	-023N	.300 (7.6)	.200 (5.1)	A
312-250	-024N	.350 (8.9)	.250 (6.4)	A
313-300	-025N	.400 (10.2)	.300 (7.6)	A
314-350	-026N	.450 (11.4)	.350 (8.9)	B
315-400	-027N	.500 (12.7)	.400 (10.2)	B
316-500	-028N	.600 (15.2)	.500 (12.7)	B



330 Series Discrete

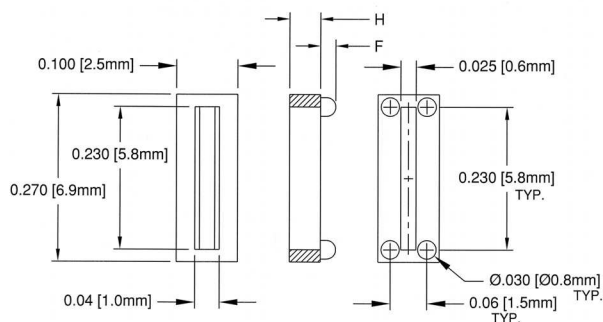
Part No.	A55485/06 M38527/06	H	F	Price Code
330-050	-047N	.050 (1.3)	.000	A
330-072	-046N	.072 (1.8)	.022 (.56)	A
330-085	-048N	.085 (2.2)	.035 (.89)	A



388 Series

Color: Black


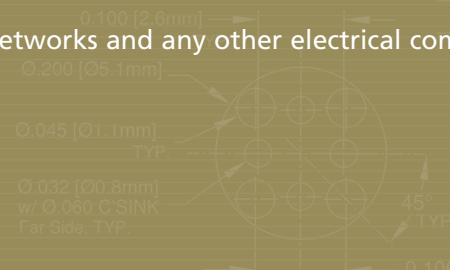
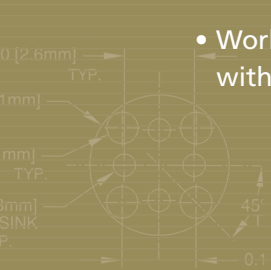
Part No.	H	F	Price Code
388-025	.025 (.64)	.000	A
388-050	.050 (1.3)	.025 (.64)	A
388-075	.075 (1.9)	.050 (1.3)	A



CAPACITOR MOUNTS

Single In-Line Mounts

- Works with Capacitors, Resistor Networks and any other electrical component with in-line lead configurations



Material Specifications:

Natural Nylon, per ASTM D4066
PA111, UL Rated 94V-2

Oxygen Rating Index: Over 28%

Standard Drawing Tolerances:

(unless otherwise indicated)

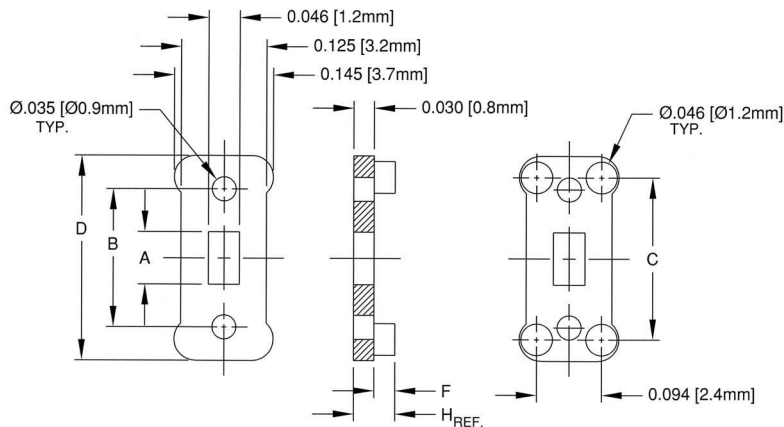
Fractions: $\pm 1/64$ (0.4) .XX = ± 0.01 (0.25)

.X = ± 0.10 (2.5) .XXX = ± 0.005 (0.13)




3XX Series

Part No.	A	B	C	D	F	H	Price Code
330-200					.000	.030 (.76)	
331-200	.076 (1.9)	.200 (5.1)	.235 (6.0)	.297 (7.5)	.030 (.76)	.060 (1.5)	A
332-200					.060 (1.5)	.090 (2.3)	
335-300					.000	.030 (.76)	
336-300	.176 (4.5)	.300 (7.6)	.335 (8.5)	.397 (10.1)	.030 (.76)	.060 (1.5)	A
337-300					.060 (1.5)	.090 (2.3)	
340-400					.000	.030 (.76)	
341-400	.276 (7.0)	.400 (10.2)	.435 (11.0)	.497 (12.6)	.030 (.76)	.060 (1.5)	B
342-400					.060 (1.5)	.090 (2.3)	
345-500					.000	.030 (.76)	
346-500	.376 (9.6)	.500 (12.7)	.535 (13.6)	.597 (15.2)	.030 (.76)	.060 (1.5)	B
347-500					.060 (1.5)	.090 (2.3)	
350-600					.000	.030 (.76)	
351-600	.476 (12.1)	.600 (15.2)	.635 (16.1)	.697 (17.7)	.030 (.76)	.060 (1.5)	G
352-600					.060 (1.5)	.090 (2.3)	
355-700					.000	.030 (.76)	
356-700	.576 (14.6)	.700 (17.8)	.735 (18.7)	.797 (20.2)	.030 (.76)	.060 (1.5)	G
357-700					.060 (1.5)	.090 (2.3)	



CAPACITOR MOUNTS

Single In-Line Mounts



Material Specifications:

Natural Nylon, per ASTM D4066
PA111, UL Rated 94V-2

Oxygen Rating Index: Over 28%

Standard Drawing Tolerances:

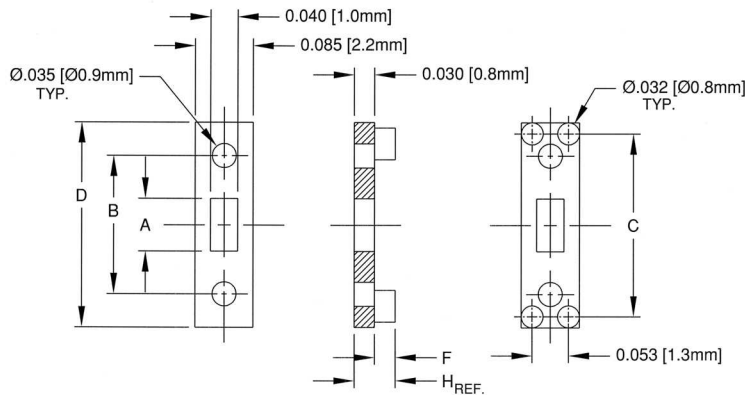
(unless otherwise indicated)

Fractions: $\pm 1/64$ (0.4) .XX = ± 0.01 (0.25)

.X = ± 0.10 (2.5) .XXX = ± 0.005 (0.13)

36X, 37X, 38X Series

Part No.	A	B	C	D	F	H	Price Code
360-200					.000	.030 (.76)	
361-200	.076 (1.9)	.200 (5.1)	.235 (6.0)	.297 (7.5)	.030 (.76)	.060 (1.5)	A
362-200					.060 (1.5)	.090 (2.3)	
365-300					.000	.030 (.76)	
366-300	.176 (4.5)	.300 (7.6)	.335 (8.5)	.397 (10.1)	.030 (.76)	.060 (1.5)	A
367-300					.060 (1.5)	.090 (2.3)	
370-400					.000	.030 (.76)	
371-400	.276 (7.0)	.400 (10.2)	.435 (11.0)	.497 (12.6)	.030 (.76)	.060 (1.5)	B
372-400					.060 (1.5)	.090 (2.3)	
375-500					.000	.030 (.76)	
376-500	.376 (9.6)	.500 (12.7)	.535 (13.6)	.597 (15.2)	.030 (.76)	.060 (1.5)	B
377-500					.060 (1.5)	.090 (2.3)	
380-600					.000	.030 (.76)	
381-600	.476 (12.1)	.600 (15.2)	.635 (16.1)	.697 (17.7)	.030 (.76)	.060 (1.5)	G
382-600					.060 (1.5)	.090 (2.3)	
385-700					.000	.030 (.76)	
386-700	.576 (14.6)	.700 (17.8)	.735 (18.7)	.797 (20.2)	.030 (.76)	.060 (1.5)	G
387-700					.060 (1.5)	.090 (2.3)	



INTEGRATED CIRCUIT MOUNTS

Dual In-Line Mounts

Material Specifications:

Natural Nylon, per ASTM D4066

PA111, UL Rated 94V-2

Oxygen Rating Index: Over 28%

Standard Drawing Tolerances:

(unless otherwise indicated)

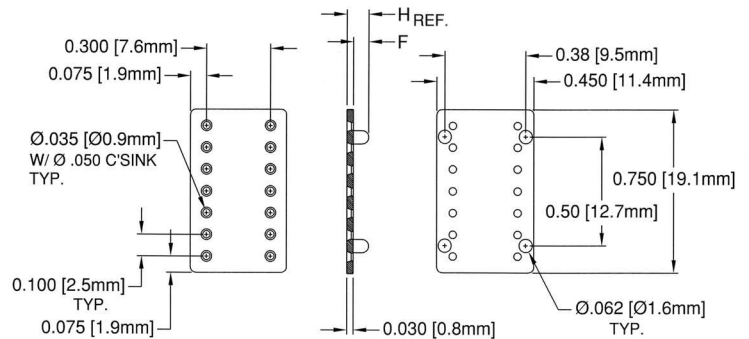
Fractions: $\pm 1/64$ (0.4) .XX = ± 0.01 (0.25)

.X = ± 0.10 (2.5) .XXX = ± 0.005 (0.13)



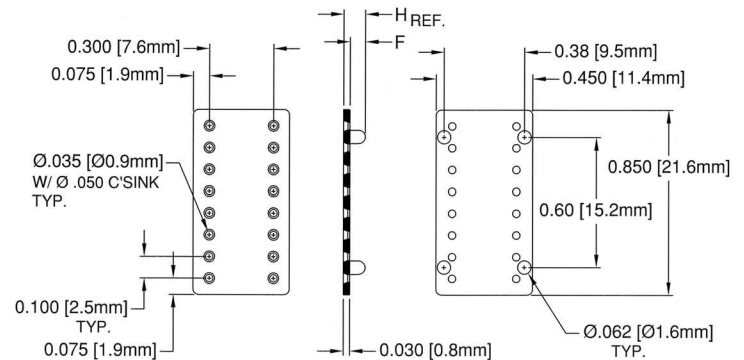
814 Series

Part No.	F	H	A55485/06 M38527/06	Price Code	Color
814-030	.000	.030 (.76)	-004N	C	Natural
814-045	.015 (.38)	.045 (1.1)	-	C	Black
814-060	.030 (.76)	.060 (1.5)	-005N	C	Natural
814-080	.050 (1.3)	.080 (2.0)	-006N	C	Natural
814-100	.070 (1.8)	.100 (2.5)	-	C	Black



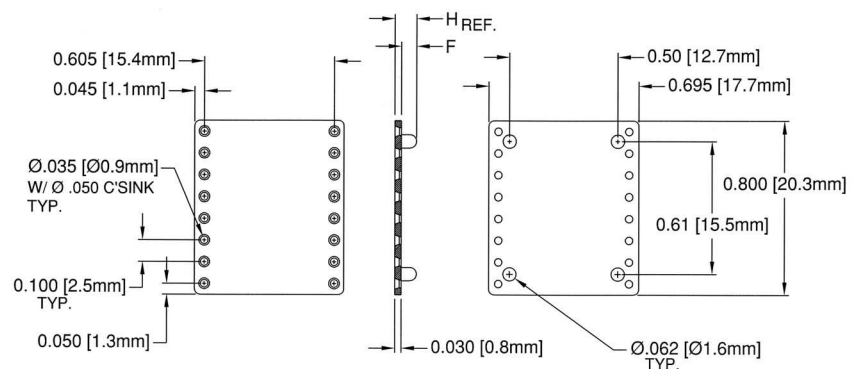
816 Series

Part No.	F	H	A55485/06 M38527/06	Price Code	Color
816-030	.000	.030 (.76)	-	C	Black
816-045	.015 (.38)	.045 (1.1)	-	C	Black
816-060	.030 (.76)	.060 (1.5)	-007N	C	Natural
816-080	.050 (1.3)	.080 (2.0)	-	C	Black
816-100	.070 (1.8)	.100 (2.5)	-	C	Black



818 Series

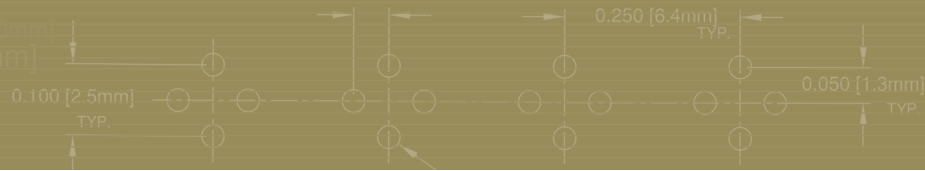
Part No.	F	H	A55485/06 M38527/06	Price Code	Color
818-030	.000	.030 (.76)	-	C	Black
818-045	.015 (.38)	.045 (1.1)	-	C	Black
818-060	.030 (.76)	.060 (1.5)	-	C	Black
818-080	.050 (1.3)	.080 (2.0)	-	C	Black
818-100	.070 (1.8)	.100 (2.5)	-	C	Black



CAPACITOR MOUNTS

ECM: Electrolytic Capacitor Mounts

ECI: Electrolytic Capacitor Insulators



ECM: Electrolytic Capacitor Mounts

Color: Natural

- Works with 5mm through 35mm industry standard electrolytic capacitors
- Insulates and protects leads
- Prevents shorting under shock and vibration

Material Specifications:

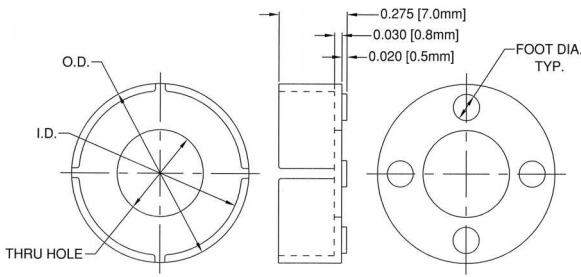
Nylon, per ASTM D4066 PA111,
UL Rated 94V-2

Standard Drawing Tolerances:

(unless otherwise indicated)

Fractions: $\pm 1/64$ (0.4) .XX = ± 0.01 (0.25)
.X = ± 0.10 (2.5) .XXX = ± 0.005 (0.13)

Oxygen Rating Index: Over 28%



Part No.	EC Type	I.D.	O.D.	Thru Hole	Foot Dia.	Price Code
ECM-1	5	.227 (5.8)	.287 (7.3)	.125 (3.2)	.060 (1.5)	A
ECM-2	6-6.3	.273 (6.9)	.333 (8.5)	.150 (3.8)	.070 (1.8)	B
ECM-3	8	.345 (8.8)	.405 (10.3)	.225 (5.7)	.070 (1.8)	F
ECM-4	10	.424 (10.8)	.484 (12.3)	.250 (6.4)	.100 (2.5)	F
ECM-5	12.5-13	.542 (13.8)	.602 (15.3)	.350 (8.9)	.105 (2.7)	G
ECM-6	16	.660 (16.8)	.720 (18.3)	.350 (8.9)	.106 (2.7)	G
ECM-7	18	.738 (18.7)	.798 (20.3)	.350 (8.9)	.106 (2.7)	H
ECM-8	20	.817 (20.8)	.877 (22.3)	.441 (11.2)	.118 (3.0)	H
ECM-9	22	.896 (22.8)	.956 (24.3)	.449 (11.4)	.118 (3.0)	I
ECM-10	25	1.008 (25.6)	1.074 (27.3)	.547 (13.9)	.138 (3.5)	I
ECM-11	25.5	1.030 (26.2)	1.090 (27.7)	.547 (13.9)	.138 (3.5)	J
ECM-12	30	1.210 (30.5)	1.270 (32.3)	.645 (16.4)	.138 (3.5)	K
ECM-13	35	1.410 (35.8)	1.470 (37.3)	.645 (16.4)	.138 (3.5)	C



ECI: Electrolytic Capacitor Insulators

Color: Clear

- Self-retaining
- Insulates and allows circuitry beneath capacitor
- Transparent, tough and temperature resistant

Material Specifications:

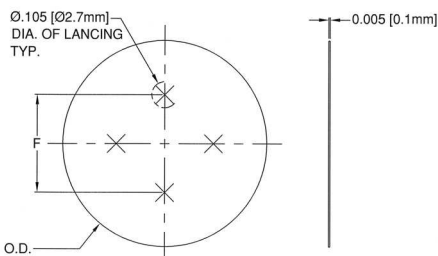
Dupont, Mylar EL-21 with
UL Rated 94V-2

Standard Drawing Tolerances:

(unless otherwise indicated)

Fractions: $\pm 1/64$ (0.4) .XX = ± 0.01 (0.25)
.X = ± 0.10 (2.5) .XXX = ± 0.005 (0.13)

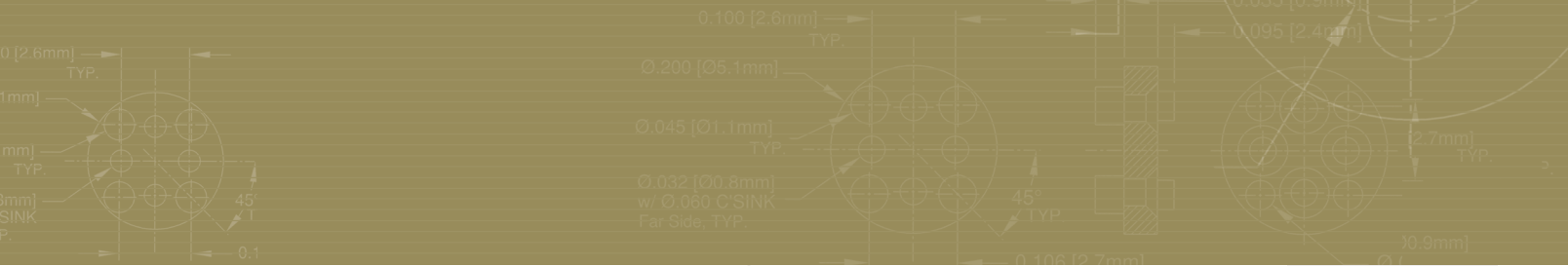
Oxygen Rating Index: Over 28%



Part No.	Case Style	O.D. $\pm .005$	F	Use With
ECI-1	I	.710 (18.0)	.394 (10.0)	30
ECI-2	II	.830 (21.0)	.394 (10.0)	22, 25, 35

PERM-O-PADS®

TO-18 and T-1³/₄ (5mm) LED Mounts



Material Specifications:

White or Natural Nylon, per ASTM D4066 PA111, UL Rated 94V-2

Oxygen Rating Index: Over 28%

Standard Drawing Tolerances:

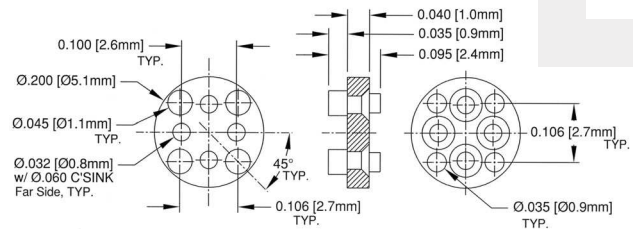
(unless otherwise indicated)

Fractions: ± 1/64 (0.4) .XX = ±0.01 (0.25)

.X = ±0.10 (2.5) .XXX = ±0.005 (0.13)

100-095

Price Code: A

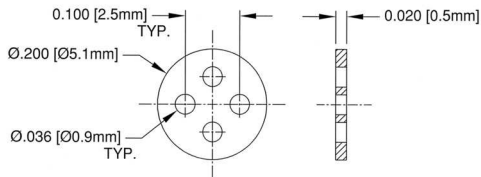


104-020

A55485 / 01-040N

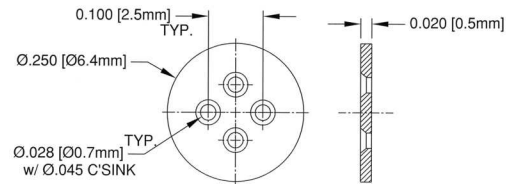
Price Code: A

M38527 / 01-040N



105-021

Price Code: A

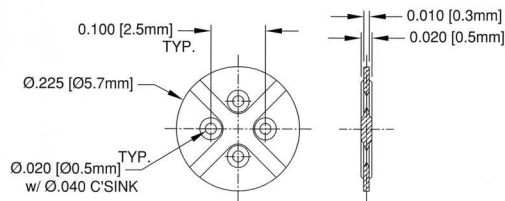


108-021

A55485 / 01-039N

Price Code: A

M38527 / 01-039N

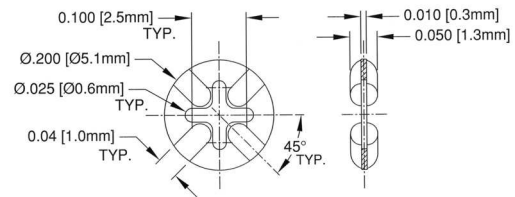


109-045

A55485 / 01-031N

Price Code: A

M38527 / 01-031N

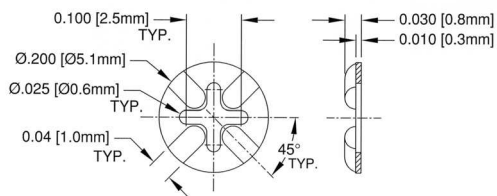


110-030

A55485 / 01-037N

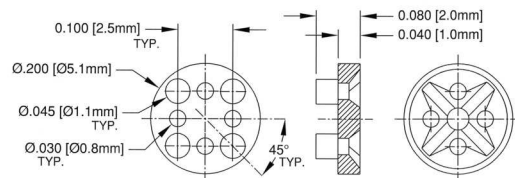
Price Code: A

M38527 / 01-037N



111-080

Price Code: A



PERM-O-PADS®

TO-18 and T-1³/₄ (5mm) LED Mounts

Material Specifications:

White or Natural Nylon, per ASTM D4066 PA111, UL Rated 94V-2

Oxygen Rating Index: Over 28%

Standard Drawing Tolerances:

(unless otherwise indicated)

Fractions: ± 1/64 (0.4) .XX = ±0.01 (0.25)

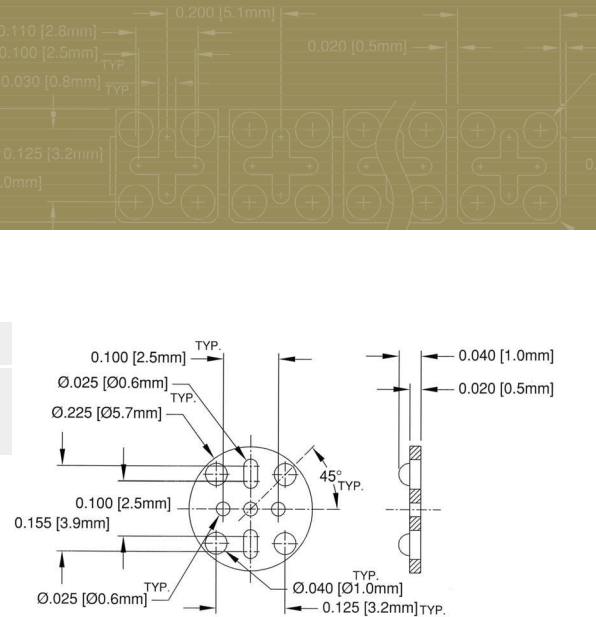
.X = ±0.10 (2.5) .XXX = ±0.005 (0.13)

112-040

Price Code: A

A55485 / 07-002N

M38527 / 07-002N

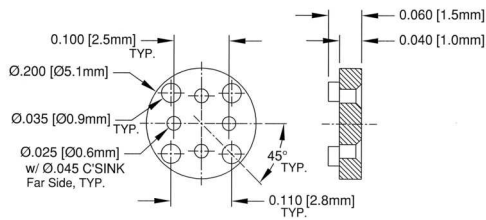


116-060

A55485 / 01-035N

Price Code: A

M38527 / 01-035N

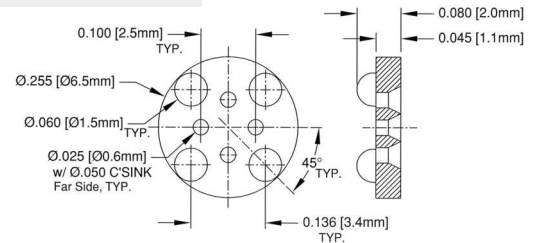


117-080

A55485 / 01-034N

Price Code: A

M38527 / 01-034N

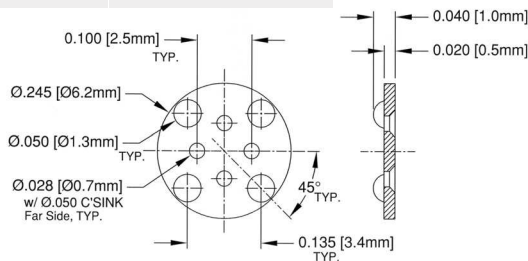


118-055

A55485 / 01-036N

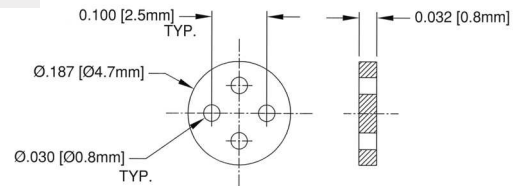
Price Code: A

M38527 / 01-036N



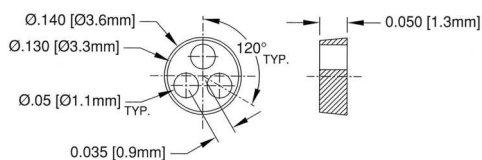
121-032

Price Code: A



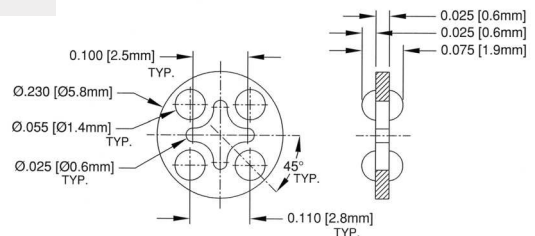
123-050

Price Code: A



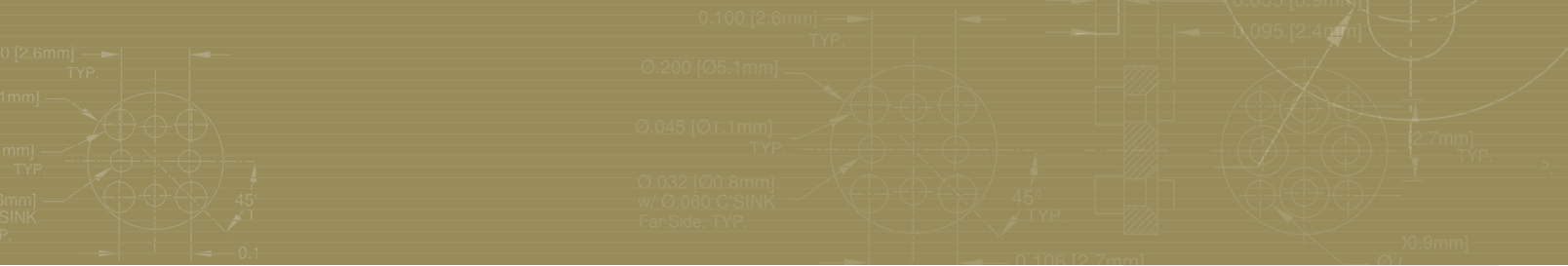
125-080

Price Code: A



PERM-O-PADS®

TO-18 and T¹³/₃₂ (5mm) LED Mounts and TO-18 Spreaders



Material Specifications:

White or Natural Nylon, per ASTM D4066 PA111, UL Rated 94V-2

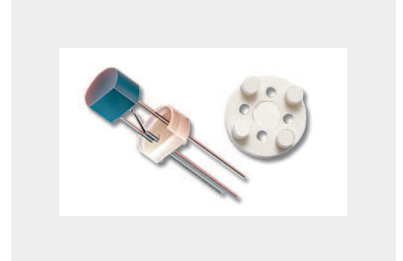
Oxygen Rating Index: Over 28%

Standard Drawing Tolerances:

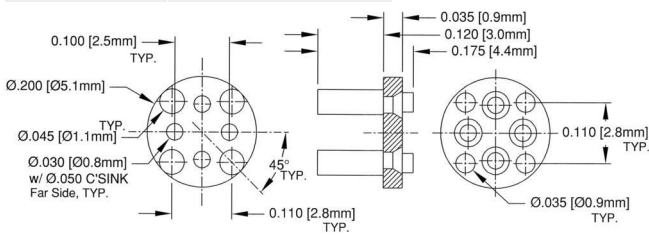
(unless otherwise indicated)

Fractions: $\pm 1/64$ (0.4) .XX = ± 0.01 (0.25)

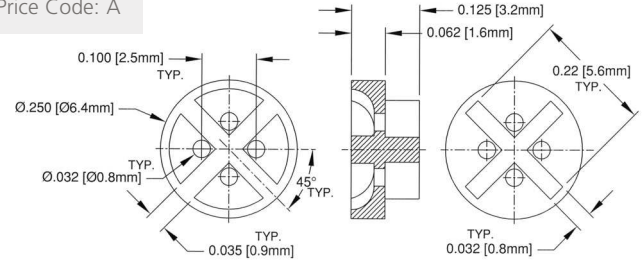
.X = ± 0.10 (2.5) .XXX = ± 0.005 (0.13)



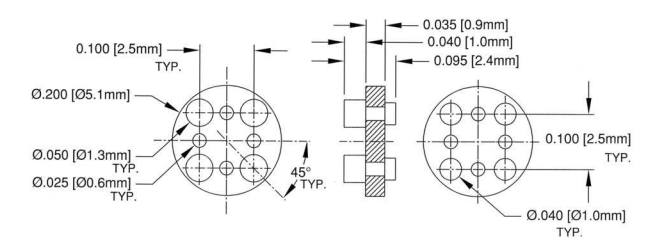
107-180 A55485 / 01-043N
Price Code: A M38527 / 01-043N



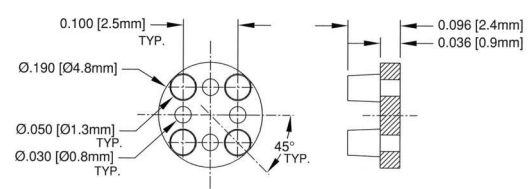
113-125
Price Code: A



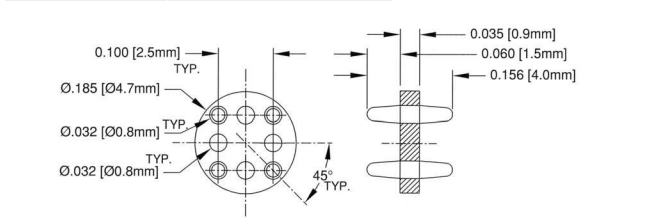
115-100 A55485 / 01-030N
Price Code: A M38527 / 01-030N



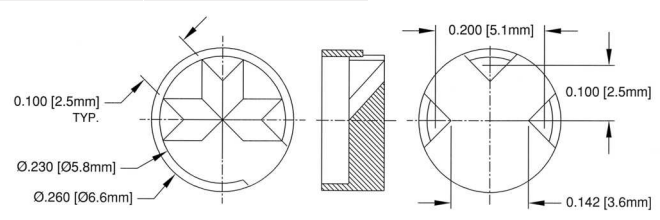
119-096 A55485 / 01-033N
Price Code: A M38527 / 01-033N



120-156 A55485 / 01-044N
Price Code: A M38527 / 01-044N



200-115 A55485 / 03-013N
Price Code: A M38527 / 03-013N



PERM-O-PADS®

TO-18 and T¹³/32 (5mm) LED Mounts and TO-18 Spreaders

Material Specifications:

White or Natural Nylon, per ASTM D4066 PA111, UL Rated 94V-2

Oxygen Rating Index: Over 28%

Standard Drawing Tolerances:

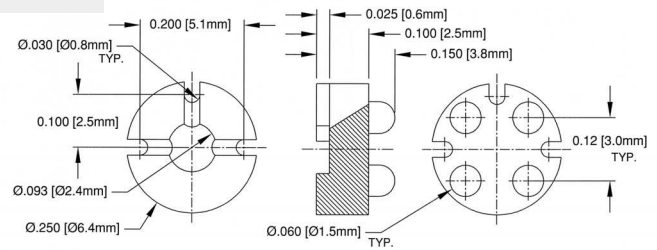
(unless otherwise indicated)

Fractions: ± 1/64 (0.4) .XX = ±0.01 (0.25)

.X = ±0.10 (2.5) .XXX = ±0.005 (0.13)

202-150

Price Code: A

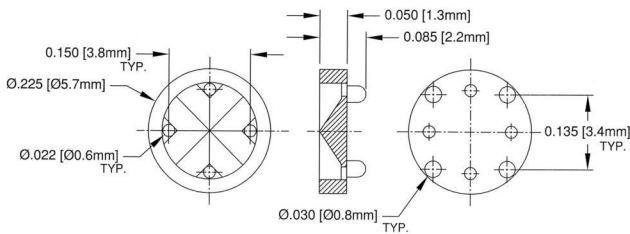


205-085

A55485 / 03-002N

Price Code: A

M38527 / 03-002N

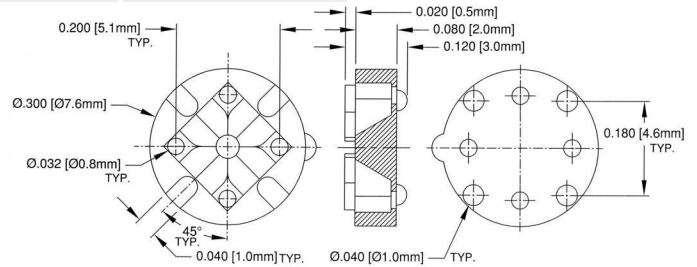


209-125

Price Code: A

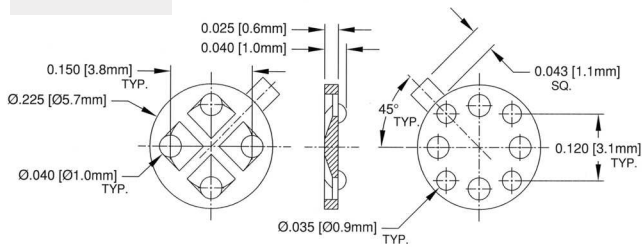
A55485 / 03-010N

M38527 / 03-010N



211-040

Price Code: A

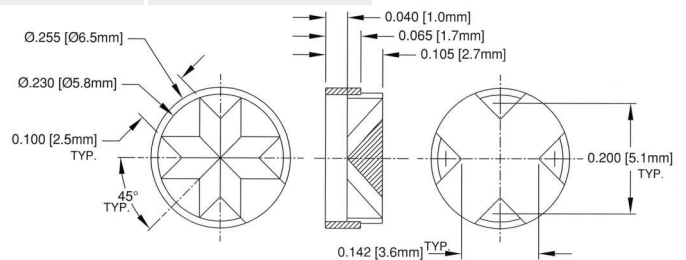


213-100

Price Code: A

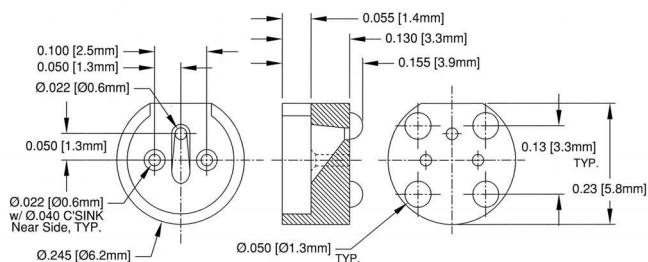
A55485 / 03-004N

M38527 / 03-004N



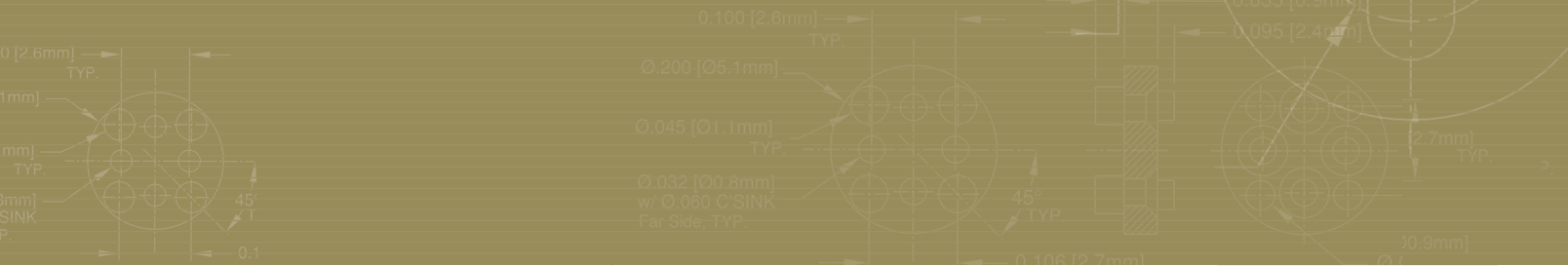
215-130

Price Code: A



PERM-O-PADS®

TO-5 Mounts



Material Specifications:

White or Natural Nylon, per ASTM D4066 PA111, UL Rated 94V-2

Oxygen Rating Index: Over 28%

Standard Drawing Tolerances:

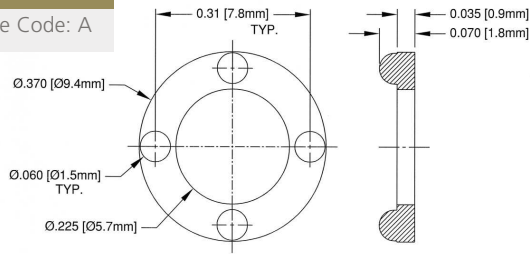
(unless otherwise indicated)

Fractions: $\pm 1/64$ (0.4) .XX = ± 0.01 (0.25)

.X = ± 0.10 (2.5) .XXX = ± 0.005 (0.13)

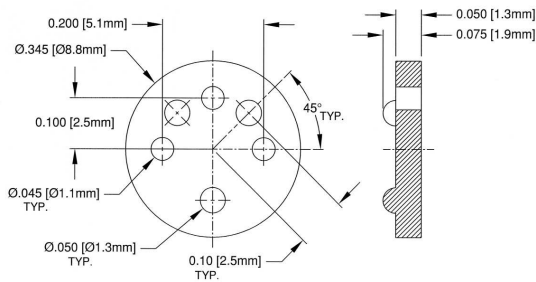
500-080

Price Code: A



501-075

Price Code: A

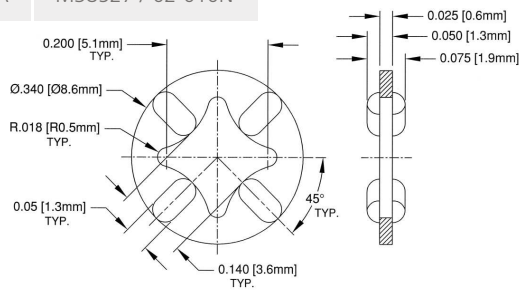


503-075

Price Code: A

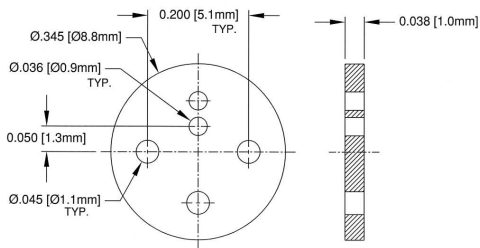
A55485 / 02-010N

M38527 / 02-010N



506-038

Price Code: A

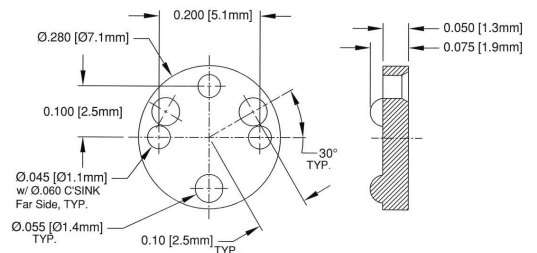


508-075

Price Code: A

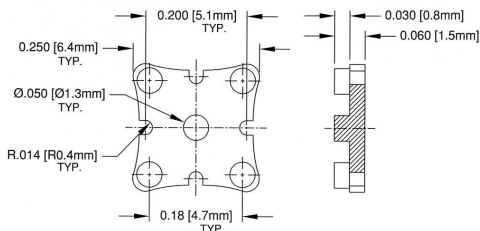
A55485 / 02-047N

M38527 / 02-047N



509-060

Price Code: A

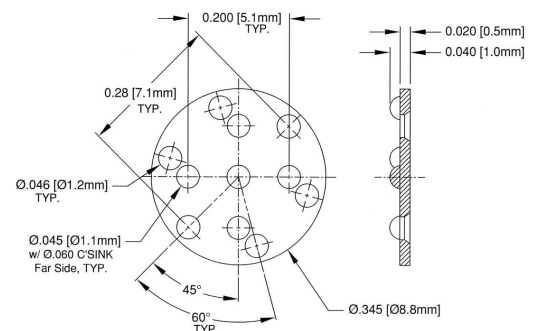


511-038

Price Code: A

A55485 / 02-020N

M38527 / 02-020N



PERM-O-PADS®

TO-5 Mounts

Material Specifications:

White or Natural Nylon, per ASTM D4066 PA111, UL Rated 94V-2

Oxygen Rating Index: Over 28%

Standard Drawing Tolerances:

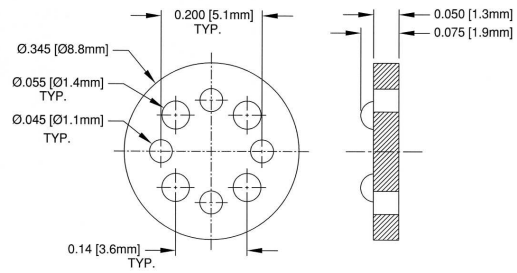
(unless otherwise indicated)

Fractions: $\pm 1/64$ (0.4) .XX = ± 0.01 (0.25)

.X = ± 0.10 (2.5) .XXX = ± 0.005 (0.13)

513-075

Price Code: A

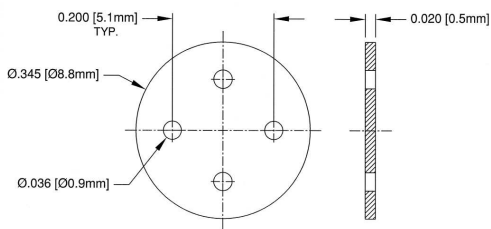


515-020

Price Code: A

A55485 / 02-018N

M38527 / 02-018N

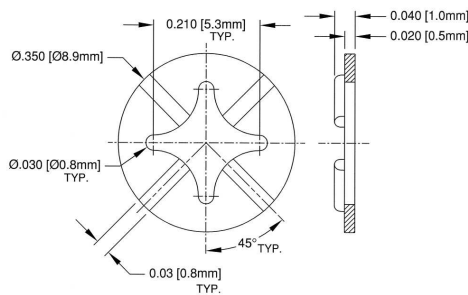


516-038

Price Code: A

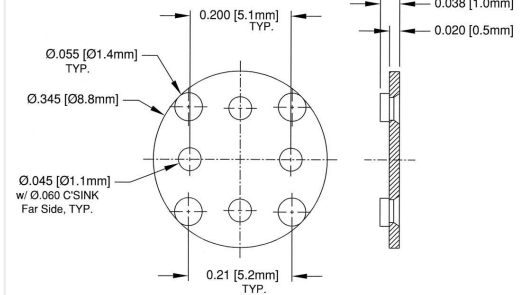
A55485 / 02-013N

M38527 / 02-013N



518-038

Price Code: A

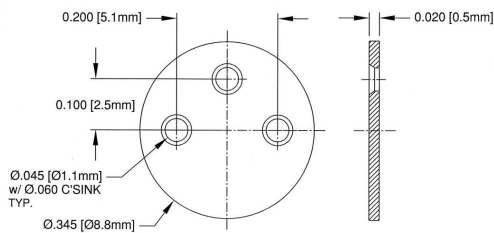


520-021

Price Code: A

A55485 / 02-019N

M38527 / 02-019N

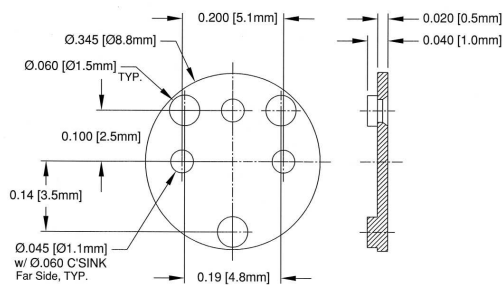


525-038

Price Code: A

A55485 / 02-014N

M38527 / 02-014N

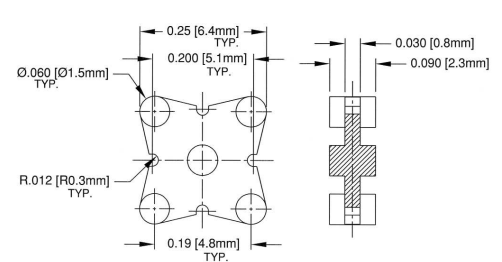


526-090

Price Code: A

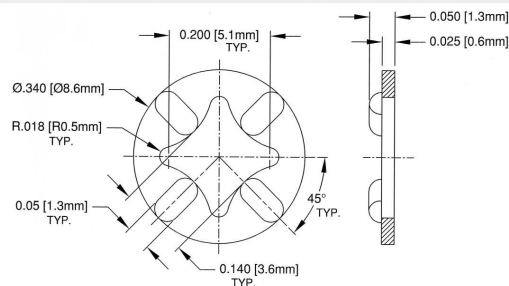
A55485 / 02-038N

M38527 / 02-038N



532-050

Price Code: A



PERM-O-PADS®

TO-5 and Integrated Circuit Mounts

Material Specifications:

White or Natural Nylon, per ASTM D4066 PA111, UL Rated 94V-2

Oxygen Rating Index: Over 28%

Standard Drawing Tolerances:


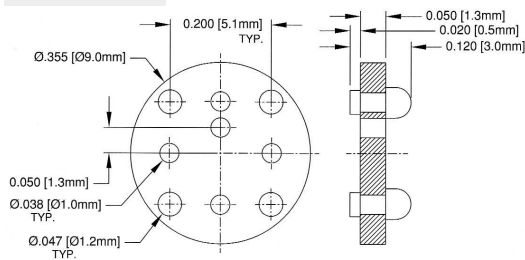
(unless otherwise indicated)

Fractions: $\pm 1/64$ (0.4) .XX = ± 0.01 (0.25)

.X = ± 0.10 (2.5) .XXX = ± 0.005 (0.13)

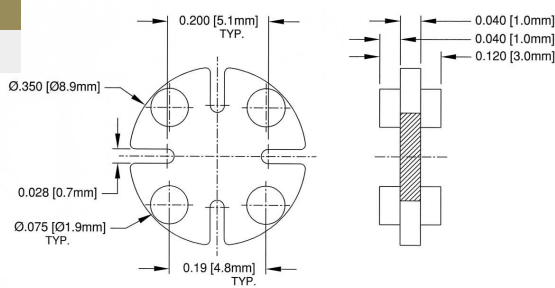
502-120

Price Code: A



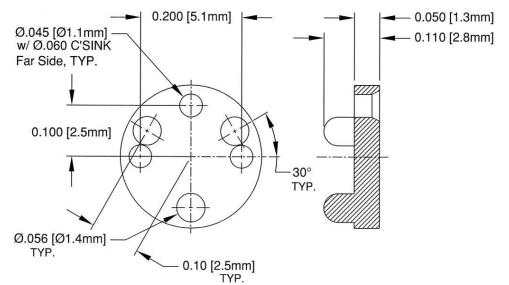
505-120

Price Code: A



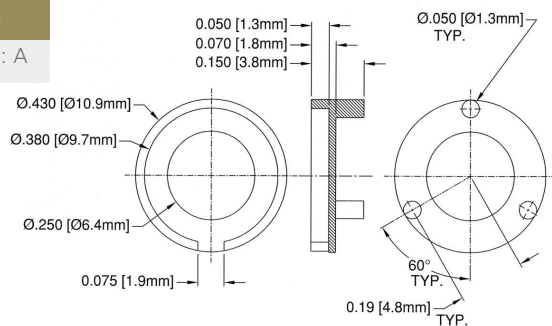
510-110

Price Code: A



512-150

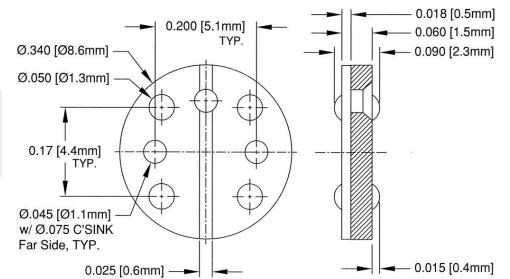
Price Code: A



517-095

Price Code: A

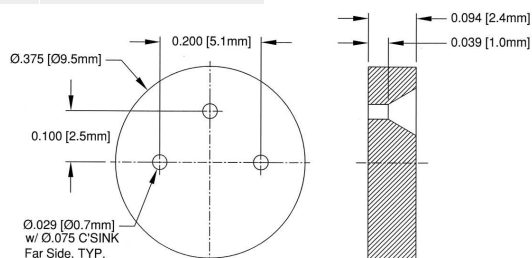
A55485 / 02-025N
M38527 / 02-025N



521-094

Price Code: A

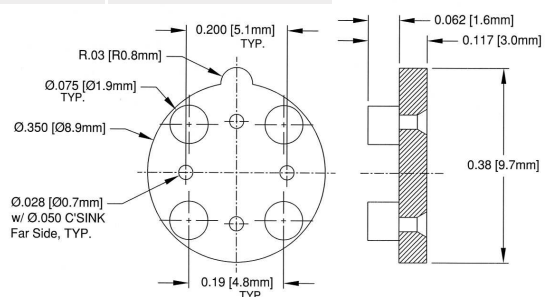
A55485 / 01-041N
M38527 / 01-041N



528-117

Price Code: A

A55485 / 02-022N
M38527 / 02-022N



PERM-O-PADS®

TO-5 and Integrated Circuit Mounts



Material Specifications:

White or Natural Nylon, per ASTM D4066 PA111, UL Rated 94V-2.

Oxygen Rating Index: Over 28%

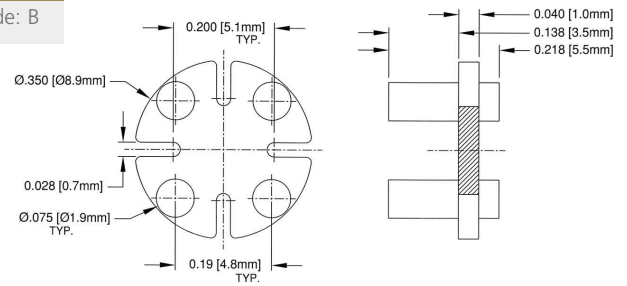
Standard Drawing Tolerances:

(unless otherwise indicated)

Fractions: $\pm 1/64$ (0.4) .XX = ± 0.01 (0.25)
 .X = ± 0.10 (2.5) .XXX = ± 0.005 (0.13)

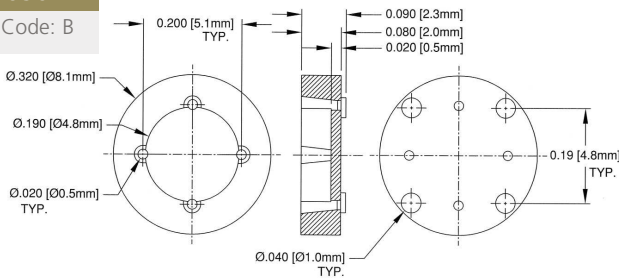
531-218

Price Code: B



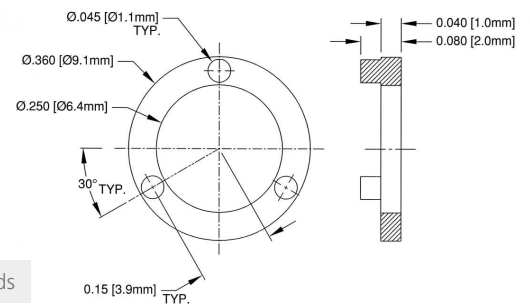
535-090

Price Code: B



600-080

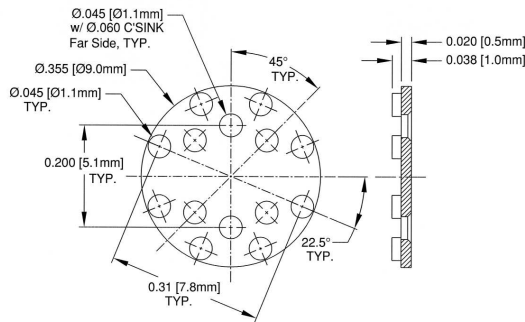
Price Code: A



6, 8, 10 or 12 Leads

602-038

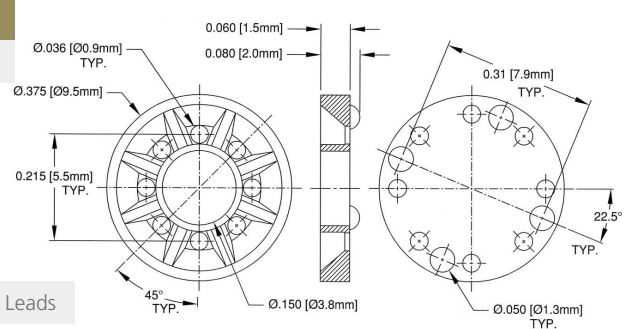
Price Code: B



6 Leads

605-085

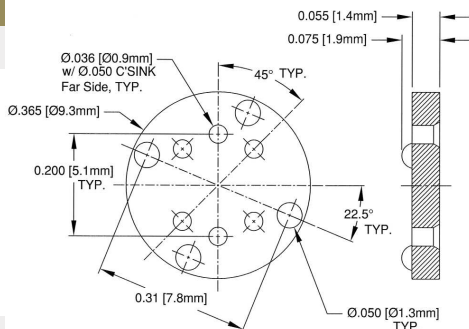
Price Code: B



Color: Blue, 8 Leads

609-075

Price Code: B

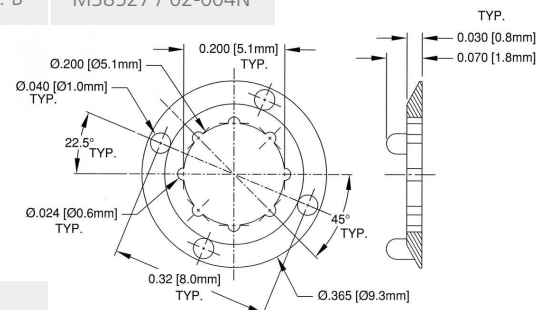


6 Leads

616-070

Price Code: B

A55485 / 02-004N
M38527 / 02-004N


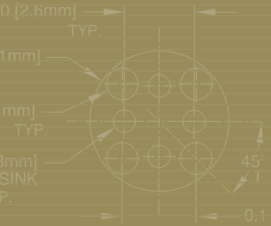


8 Leads

PERM-O-PADS®

TO-18 and T-1³/₂ (5mm) LED Mounts

Universal TO-5, to TO-18 and T-1³/₄ (5mm) LED Mounts



Material Specifications:

Nylon, per ASTM D4066 PA111, UL Rated 94V-2

Oxygen Rating Index: Over 28%

Standard Drawing Tolerances:

(unless otherwise indicated)

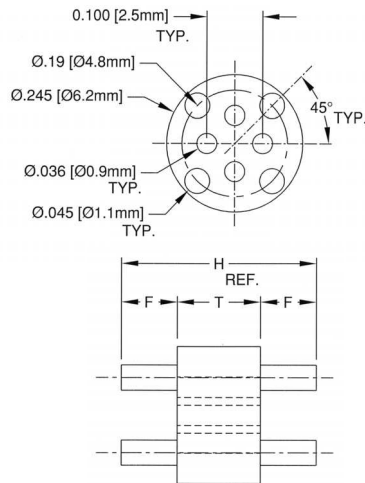
Fractions: ± 1/64 (0.4) .XX = ±0.01 (0.25)

.X = ±0.10 (2.5) .XXX = ±0.005 (0.13)



102 Series

Color: White, Price Code: A



TO-18 and T-1³/₄ (5mm) LED Mounts

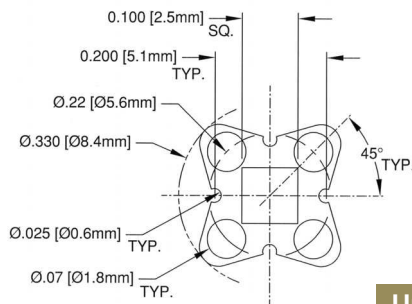
Part No.	H	T	F
102-050	.050 (.13)	.030 (.76)	.010 (.25)
102-060	.060 (1.5)	.030 (.76)	.015 (.38)
102-070	.070 (1.8)	.030 (.76)	.020 (.51)
102-080	.080 (2.0)	.030 (.76)	.025 (.64)
102-090	.090 (2.3)	.030 (.76)	.030 (.76)
102-100	.100 (2.5)	.030 (.76)	.035 (.89)
102-110	.110 (2.8)	.030 (.76)	.040 (1.0)
102-120	.120 (3.0)	.030 (.76)	.045 (1.1)

Part No.	H	T	F
102-130	.130 (3.3)	.030 (.76)	.050 (1.3)
102-140	.140 (3.6)	.030 (.76)	.055 (1.4)
102-150	.150 (3.8)	.030 (.76)	.060 (1.5)
102-160	.160 (4.1)	.030 (.76)	.065 (1.7)
102-170	.170 (4.3)	.030 (.76)	.070 (1.8)
102-180	.180 (4.6)	.030 (.76)	.075 (1.9)
102-190	.190 (4.8)	.030 (.76)	.080 (2.0)
102-200	.200 (5.1)	.030 (.76)	.085 (2.2)



126 Series

Color: White, Price Code: A



Universal TO-5 to TO-18 and T-1³/₄ (5mm) LED Mounts

Part No.	H	T	F
126-030	.030 (.76)	.030 (.76)	.000
126-040	.040 (1.0)	.030 (.76)	.005 (.13)
126-050	.050 (1.3)	.030 (.76)	.010 (.25)
126-060	.060 (1.5)	.030 (.76)	.015 (.38)
126-070	.070 (1.8)	.030 (.76)	.020 (.51)
126-080	.080 (2.0)	.030 (.76)	.025 (.64)
126-090	.090 (2.3)	.030 (.76)	.030 (.76)
126-100	.100 (2.5)	.030 (.76)	.035 (.89)
126-110	.110 (2.8)	.030 (.76)	.040 (1.0)
126-120	.120 (3.0)	.030 (.76)	.045 (1.1)
126-130	.130 (3.3)	.030 (.76)	.050 (1.3)

Part No.	H	T	F
126-140	.140 (3.5)	.030 (.76)	.055 (1.4)
126-150	.150 (3.8)	.030 (.76)	.060 (1.5)
126-160	.160 (4.1)	.030 (.76)	.065 (1.7)
126-170	.170 (4.3)	.030 (.76)	.070 (1.8)
126-180	.180 (4.6)	.030 (.76)	.075 (1.9)
126-190	.190 (4.8)	.030 (.76)	.080 (2.0)
126-200	.200 (5.1)	.030 (.76)	.085 (2.2)
126-210	.210 (5.3)	.030 (.76)	.090 (2.3)
126-220	.220 (5.6)	.030 (.76)	.095 (2.4)
126-230	.230 (5.8)	.030 (.76)	.100 (2.5)
126-240	.240 (6.1)	.030 (.76)	.105 (2.7)

PERM-O-PADS® TO-5 Mounts



514 Series

Color: White, Price Code: A

Material Specifications:

Nylon, per ASTM D4066 PA111, UL Rated 94V-2

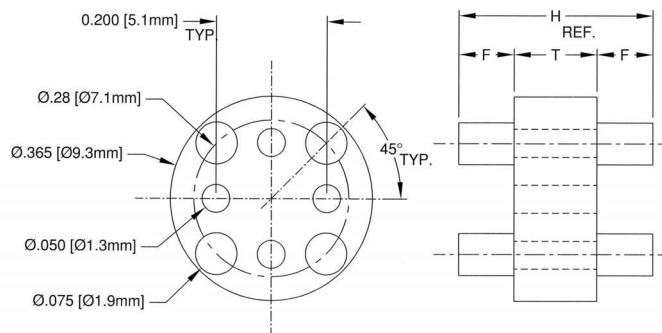
Oxygen Rating Index: Over 28%

Standard Drawing Tolerances:

(unless otherwise indicated)

Fractions: $\pm 1/64$ (0.4) .XX = ± 0.01 (0.25)

.X = ± 0.10 (2.5) .XXX = ± 0.005 (0.13)



TO-5 Mounts

Part No.	H	T	F
514-050	.050 (1.3)	.030 (.76)	.010 (.25)
514-060	.060 (1.5)	.030 (.76)	.015 (.38)
514-070	.070 (1.8)	.030 (.76)	.020 (.51)
514-080	.080 (2.0)	.030 (.76)	.025 (.64)
514-090	.090 (2.3)	.030 (.76)	.030 (.76)
514-100	.100 (2.5)	.030 (.76)	.035 (.89)
514-110	.110 (2.8)	.030 (.76)	.040 (1.0)
514-120	.120 (3.0)	.030 (.76)	.045 (1.1)
514-130	.130 (3.3)	.030 (.76)	.050 (1.3)
514-140	.140 (3.6)	.030 (.76)	.055 (1.4)

Part No.	H	T	F
514-150	.150 (3.8)	.030 (.76)	.060 (1.5)
514-160	.160 (4.1)	.030 (.76)	.065 (1.7)
514-170	.170 (4.3)	.030 (.76)	.070 (1.8)
514-180	.180 (4.6)	.030 (.76)	.075 (1.9)
514-190	.190 (4.8)	.030 (.76)	.080 (2.0)
514-200	.200 (5.1)	.030 (.76)	.085 (2.2)
514-210	.210 (5.3)	.030 (.76)	.090 (2.3)
514-220	.220 (5.6)	.030 (.76)	.095 (2.4)
514-230	.230 (5.8)	.030 (.76)	.100 (2.5)
514-240	.240 (6.1)	.030 (.76)	.105 (2.7)

CRYSTAL MOUNTS

Molded Mounts

- Elevates Crystal Oscillators from PCB
- Improves Cooling Efficiency
- Allows for Proper Inspection of Solder Joints
- Allows for Traces to be Run Under Component



Material Specifications:

UL Rated 94V-2 White Nylon per ASTM D4066 PA111

Oxygen Rating Index: Over 28%

UL File #E135532

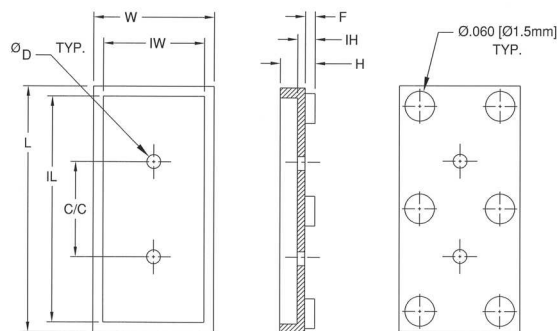
Standard Drawing Tolerances:

(unless otherwise indicated)

Fractions: $\pm 1/64$ (0.4) .XX = ± 0.01 (0.25)

.X = ± 0.10 (2.5) .XXX = ± 0.005 (0.13)

Part No.	L	IL	W	IW	C/C	D	IH	F	H	Style	Price Code
470-015	.495 (12.6)	.455 (11.6)	.245 (6.2)	.205 (5.2)	.192 (4.9)	.028 (.71)	.015 (.38)	.000	.050 (1.3)	I	H
470-025	.495 (12.6)	.455 (11.6)	.245 (6.2)	.205 (5.2)	.192 (4.9)	.028 (.71)	.025 (.64)	.010 (.25)	.060 (1.5)	I	H
470-035	.495 (12.6)	.455 (11.6)	.245 (6.2)	.205 (5.2)	.192 (4.9)	.028 (.71)	.035 (.89)	.020 (.51)	.070 (1.8)	I	H
470-045	.495 (12.6)	.455 (11.6)	.245 (6.2)	.205 (5.2)	.192 (4.9)	.028 (.71)	.045 (1.1)	.030 (.76)	.080 (2.0)	I	H
471-015	.495 (12.6)	.455 (11.6)	.245 (6.2)	.205 (5.2)	.192 (4.9)	.050 (1.3)	.015 (.38)	.000	.050 (1.3)	II	H
471-025	.495 (12.6)	.455 (11.6)	.245 (6.2)	.205 (5.2)	.192 (4.9)	.050 (1.3)	.025 (.64)	.010 (.25)	.060 (1.5)	II	H
471-035	.495 (12.6)	.455 (11.6)	.245 (6.2)	.205 (5.2)	.192 (4.9)	.050 (1.3)	.035 (.89)	.020 (.51)	.070 (1.8)	II	H
471-045	.495 (12.6)	.455 (11.6)	.245 (6.2)	.205 (5.2)	.192 (4.9)	.050 (1.3)	.045 (1.1)	.030 (.76)	.080 (2.0)	II	H



CRYSTAL INSULATORS

Mylar Mounts

- Only 0.005" Thick does not increase component height
- Insulates component from PCB
- Allows for trace to be run under components

Material Specifications:

UL Rated 94VTM-2 Mylar Film Dupont EL-21 Clear

Oxygen Rating Index: Over 28%

UL File #E93687

Standard Drawing Tolerances:

(unless otherwise indicated)

Fractions: $\pm 1/64$ (0.40) .XX = ± 0.01 (0.25)

.X = ± 0.10 (2.5) .XXX = ± 0.005 (0.13)

Note: SR Stands for Self Retaining



Part No.	C	C/C	L	D	W	Case Style	Price Code	Use with
CI-148-028	-	.148 (3.8)	.325 (8.3)	.028 (.71)	.145 (3.7)	VI	X	HC-80/U
CI-148-028 SR*	-	.148 (3.8)	.325 (8.3)	*	.145 (3.7)	VI	X	HC-80/U
CI-148-028-3	.074 (1.9)	.148 (3.8)	.325 (8.3)	.028 (.71)	.145 (3.7)	VI	X	HC-80/U
CI-148-028-3 SR*	.074 (1.9)	.148 (3.8)	.325 (8.3)	*	.145 (3.7)	VI	X	HC-80/U
CI-192-028	-	.192 (4.9)	.465 (11.8)	.028 (.71)	.219 (5.6)	I	X	HC-18/U, HC-43/U & HC-49/U
CI-192-028 SR*	-	.192 (4.9)	.465 (11.8)	*	.219 (5.6)	I	X	HC-18/U, HC-43/U & HC-49/U
CI-192-028-3	.096 (2.4)	.192 (4.9)	.465 (11.8)	.028 (.71)	.219 (5.6)	I	X	HC-18/U, HC-43/U & HC-49/U
CI-192-028-3 SR*	.096 (2.4)	.192 (4.9)	.465 (11.8)	*	.219 (5.6)	I	X	HC-18/U, HC-43/U & HC-49/U
CI-192-050	-	.192 (4.9)	.465 (11.8)	.050 (1.3)	.219 (5.6)	II	X	HC-25/U, HC-42/U & HC-50/U
CI-192-050-3	.096 (2.4)	.192 (4.9)	.465 (11.8)	.050 (1.3)	.219 (5.6)	II	X	HC-25/U, HC-42/U & HC-50/U

