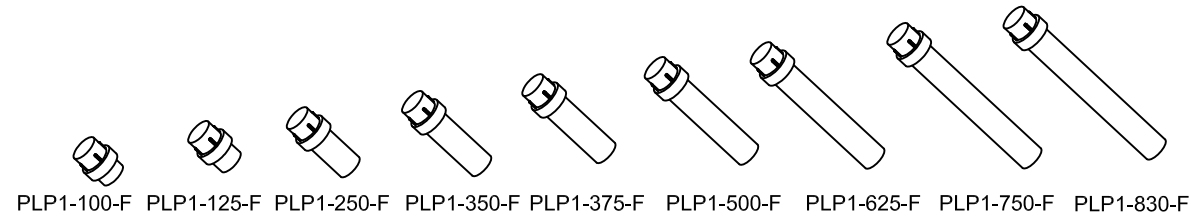
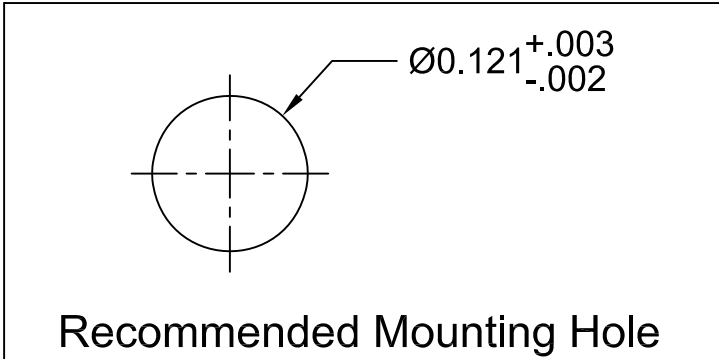
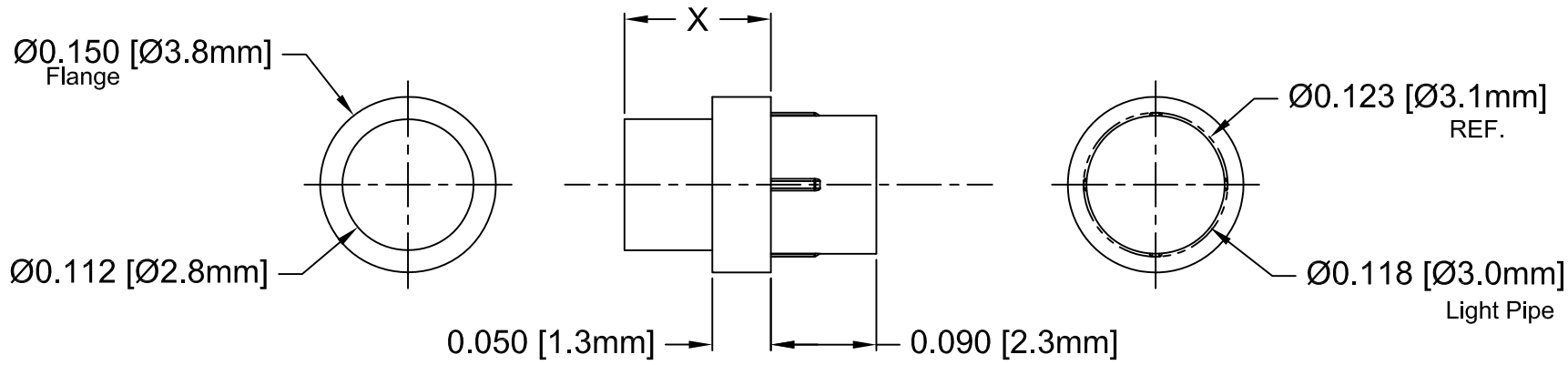


Part No.	X = Body Length
PLP1-100-F	0.100 ( 2.5mm )
PLP1-125-F	0.125 ( 3.2mm )
PLP1-250-F	0.250 ( 6.4mm )
PLP1-350-F	0.350 ( 8.9mm )
PLP1-375-F	0.375 ( 9.5mm )
PLP1-500-F	0.500 ( 12.7mm )
PLP1-625-F	0.625 ( 15.9mm )
PLP1-750-F	0.750 ( 19.0mm )
PLP1-830-F	0.830 ( 21.1mm )

REV.	DESCRIPTION	DATE	APPROVED
K	Updated Rib Dimension	04/10/09	T. Y.
L	Updated General Specifications Note 1.	10/01/12	T. Y.



2. MATERIAL: POLYCARBONATE, 94V-0, CLEAR. BIVAR MATERIAL CODE 47-CR. SAM YANG CORPORATION POLYCARBONATE 3025N2 CLEAR.
1. GENERAL SPECIFICATIONS: BIVAR MOLDED COMPONENT SPECIFICATION BV00-E101 and BSMC-1001.

STANDARD TOLERANCE ( UNLESS OTHERWISE SPECIFIED )		 <b>BIVAR</b> <sup>®</sup> 4 THOMAS, IRVINE, CA. 92618 TEL: (949) 951-8808 FAX: (949) 951-3974	
DECIMALS	ANGULAR		
.X ± .1	X° ± 1°	 <b>TITLE:</b> PRESS-FIT, PANEL MOUNT, LIGHT PIPE, FLAT TOP	
.XX ± .01			
.XXX ± .005			
DESIGNED: <b>Michael Chen</b>	DATE: <b>01/16/02</b>	<b>PART NO:</b> PLP1-XXX-F	REVISION: L
CHECKED: <b>E. M. Muldoon</b>	DATE: <b>04/26/02</b>	<b>CAGE CODE :</b> 32559	<b>SHEET # 1 OF 1</b>
CAD GENERATED DOCUMENT, DO NOT MEASURE DRAWING.			