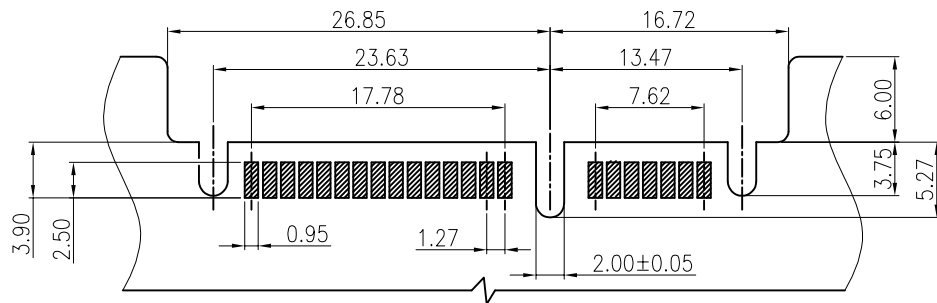
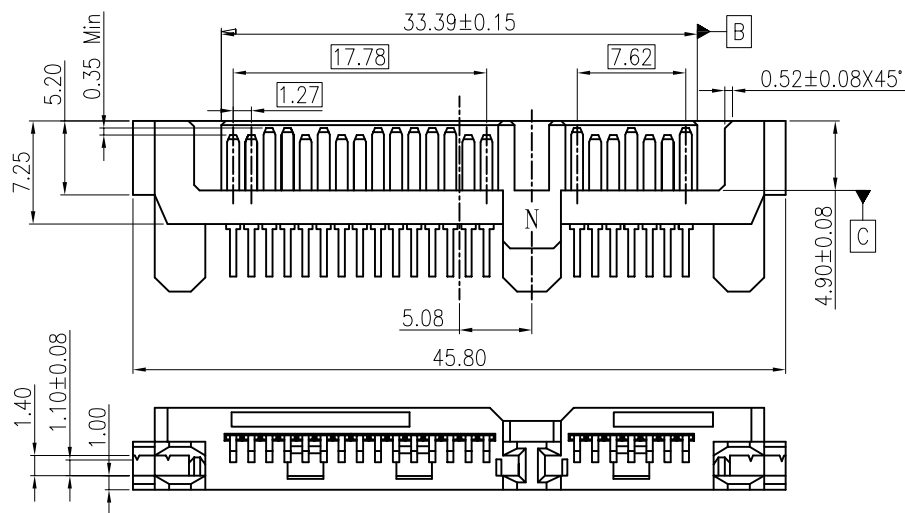
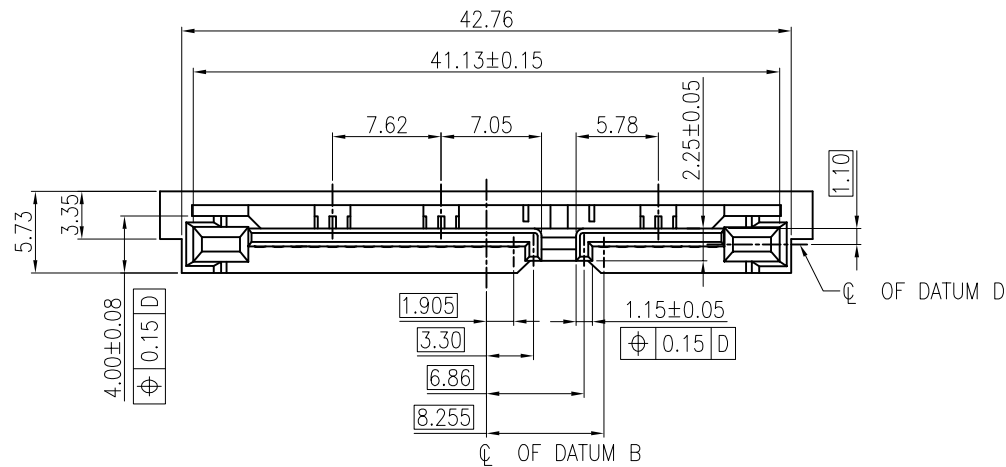


REVISION RECORD		
REV	DESCRIPTION	DRFT



P.C.B. LAYOUT
PCB TOLERANCE: ±0.05



NOTES

1. MATERIAL:

HOUSING: LCP UL94V-0, COLOR: BLACK.

CONTACT: BRASS, 3u" MIN. GOLD PLATING ON CONTACT AREA
100u" MIN. TIN PLATING ON SOLDER TAILS
50u" MIN. NICKEL UNDERPLATING OVER ALL

2. CHARACTERISTICS

CONTACT RESISTANCE: 30 mΩ MAX.

INSULATION RESISTANCE: 1000 MΩ MIN.

DIELECTRIC WITHSTANDING : AC 500V.

MATING FORCE: 4.59Kgf MAX (45N MAX)

UNMATING FORCE: 1.02Kgf Min (10N Min)

DURABILITY TEST: 500 Cycles MIN.

TEMPERATURE RANGE: -55°C ~ +125°C.

MM (INCH)		DFTD Roy	DATE 11/20/2012		RoHS Compliant
TOLERANCES EXCEPT AS NOTED		CHKD	DATE		
.5 ± 0.50 .00 ± 0.25 .000 ± 0.13	±	APPVL	DATE		
ANGLES : #3°		MATERIAL :		DRAWING NO. E9122-005-01 /PART NO. E9122-005-01	
 THIRD ANGLE PROJECTION		QTY : FINISH : SCALE : 1:1			
DO NOT SCALE DRAWING				SHEET 1	OF 1