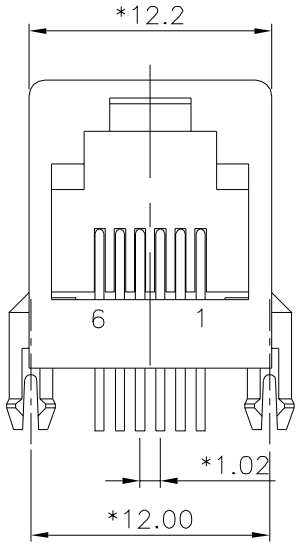

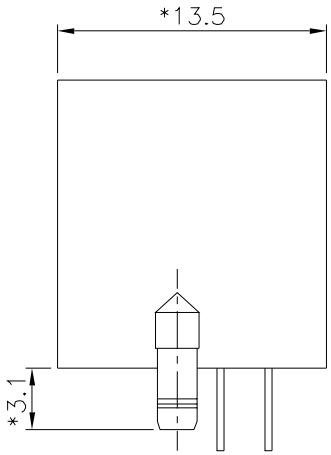

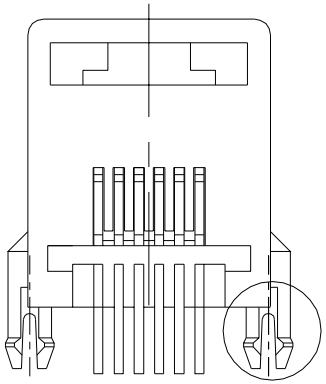

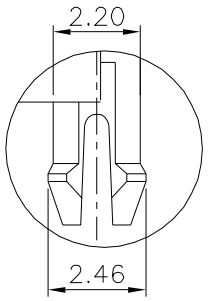

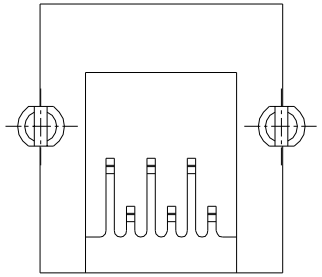

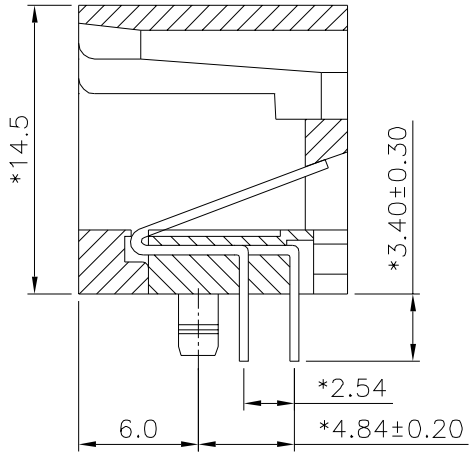

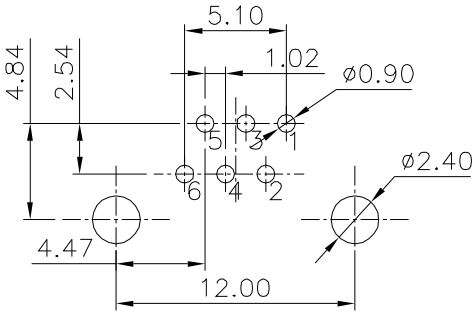

PC Board Layout T=1.6mm

Component Side Shown Tolerance±0.05mm

NOTES:

ELECTRICAL:

1. VOLTAGE RATING : 125 VAC RMS.
2. CURRENT RATING : 1.5 AMP.
3. CONTACT RESISTANCE : 45 MILLIOHMS MAX.
4. INSULATION RESISTANCE: 1000 MEGOHMS MIN @ 500 VDC.
5. DIELECTRIC STRENGTH : 1000 VAC RMS 60Hz, 1MIN.

MECHANICAL:

1. HOUSING MATERIAL : GLASS FILLED NYLON UL94V-0, GRAY
2. CONTACT MATERIAL : PHOSPHOR BRONZE ø0.46mm.
3. PLATING : GOLD PLATING OVER NICKEL.
4. OPERATING LIFE : 750 CYCLES MIN.
5. PCB RETENTION PRE-SOLDER : 1 LB MIN.
6. PCB RETENTION POST-SOLDER: 10 LBS MIN.

ENVIRONMENTAL:

1. STORAGE TEMPERATURE : -40°C TO +85°C.
2. OPERATION TEMPERATURE : -40°C TO +85°C.
3. WAVE SOLDERING TEMPERATURE: 230~250°C (3~5 SECINDS)
4. RoHS COMPLIANT.

MATES WITH MODULAR PLUG CONFORMING TO FCC PART 68, SUBPART F.

CUL FILE NO. E163191

PART NUMBER
E5566-Q0LK22-L

MM (INCH)

TOLERANCES EXCEPT AS NOTED

MM	
.0 ± 0.2	±
.00 ± 0.15	±
.000 ± 0.075	±

ANGLES ± 0.5

THIRD ANGLE PROJECTION

DETACHED LISTS

RoHS Compliant

Pulse A TECHNITROL COMPANY

TITLE MINI L/P PCB JACK

DFTO Cathy	DRAWING NO. CE553027-LC	SIZE A3	REV 0
DATE 2006/09/11	/PART NO. SEE TABLE		
SCALE : 4:1	DO NOT SCALE DRAWING	SHEET 1 OF 1	