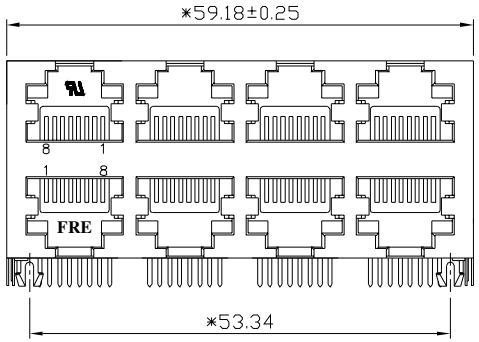

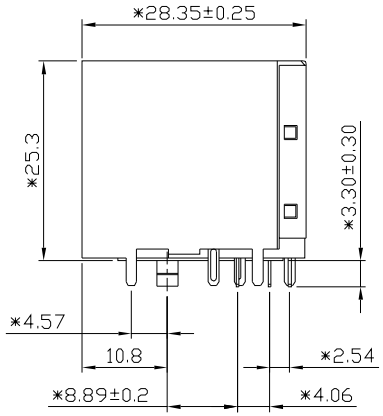

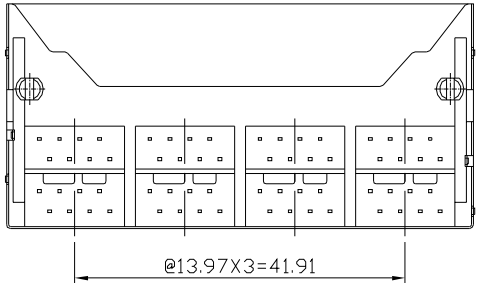

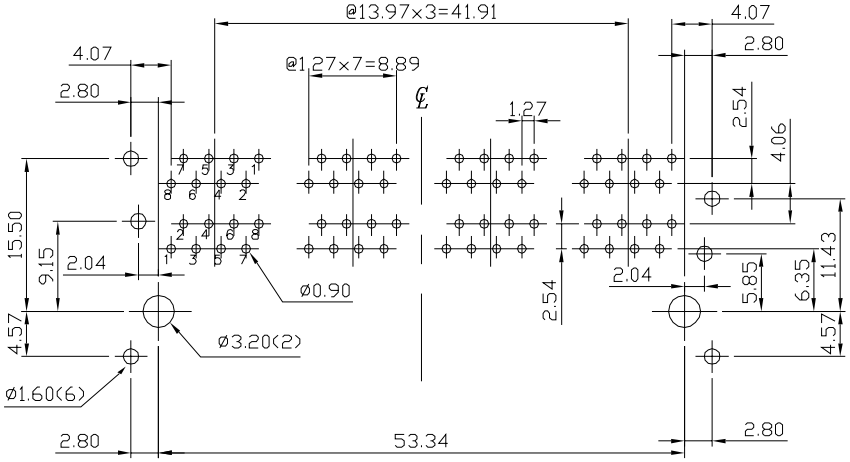

PC Board Layout T=1.6mm

Component Side Shown Tolerance±0.05mm

NOTES:

ELECTRICAL:

1. VOLTAGE RATING : 125 VAC RMS.
2. CURRENT RATING : 1.5 AMP.
3. CONTACT RESISTANCE : 50 MILLIOHMS MAX.
4. INSULATION RESISTANCE: 1000 MEGOHMS MIN @ 500 VDC.
5. DIELECTRIC STRENGTH : 1000 VAC RMS 60Hz, 1MIN.

MECHANICAL:

1. HOUSING MATERIAL : NYLON BLACK UL94V-0.
   INSERT MATERIAL : PBT BLACK UL94V-0.
2. CONTACT MATERIAL : PHOSPHOR BRONZE, t=0.35mm.
3. SHIELD MATERIAL : COPPER ALLOY, t=0.25mm.
4. PLATING : 1.CONTACT AREA-SELECTIVE GOLD.
   : 2.TAILS-150u" TIN MIN OVER NICKEL.
5. OPERATING LIFE : 750 CYCLES MIN.
6. PCB RETENTION PRE-SOLDER : 1 LB MIN.
7. PCB RETENTION POST-SOLDER: 10 LBS MIN.

ENVIRONMENTAL:

1. STORAGE TEMPERATURE : -40°C TO +85°C.
2. OPERATION TEMPERATURE : -40°C TO +85°C.
3. WAVE SOLDERING TEMPERATURE: 255~265°C (5~10 SECONDS)
4. RoHS COMPLIANT.

MATES WITH MODULAR PLUG CONFORMING TO
FCC PART 68, SUBPART F.
CUL FILE NO. E163191

PART NUMBER	GOLD PLATING
E5908-1VC183-L	15u"
E5908-1VC184-L	30u"

MM (INCH)

TOLERANCES EXCEPT AS NOTED

MM	
.0 ± 0.2	±
.00 ± 0.15	±
.000 ± 0.075	±

ANGLES ± 0.5

THIRD ANGLE PROJECTION

DETACHED LISTS

RoHS Compliant

Pulse A TECHNITROL COMPANY

TITLE STAMPED PIN III
STACKED GANGED JACK 2X4

DFTD Cathy	DRAWING NO. CE593Q26-LB	SIZE A3	REV 0
DATE 08/21/2006	/PART NO. SEE TABLE		
SCALE : 1.5:1	DO NOT SCALE DRAWING	SHEET 1	OF 1

8 7 6 5 4 3 2 1

H G F E D C B A