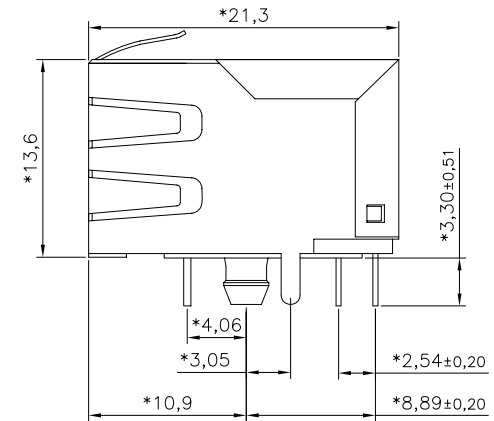
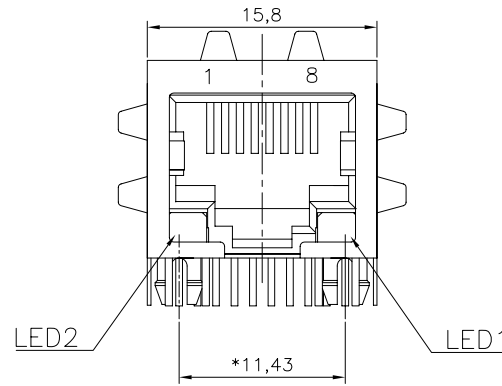


PC BOARD LAYOUT T=1.60mm
COMPONENT SIDE SHOWN
Tolerances ±0.05mm



NOTES:

ELECTRICAL:

1. VOLTAGE RATING : 125 VAC RMS .
2. CURRENT RATING : 1.5 AMP .
3. CONTACT RESISTANCE : 45 MILLIOHMS MAX.
4. INSULATION RESISTANCE: 1000 MEGOHMS MIN @ 500 VDC.
5. DIELECTRIC STRENGTH : 1000 VAC RMS 60Hz, 1MIN.

MECHANICAL:

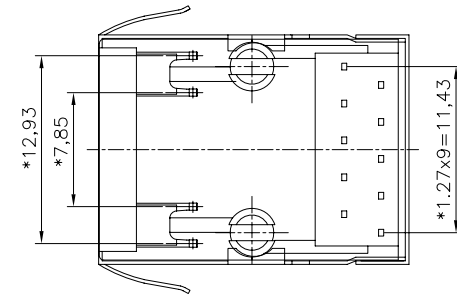
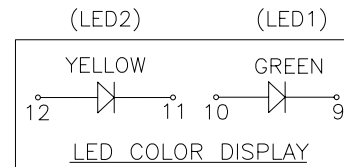
1. HOUSING MATERIAL : GLASS FILLED NYLON, UL94V-0.
2. CONTACT MATERIAL : PHOSPHOR BRONZE t=0.35mm.
3. PLATING : 1.CONTACT AREA-SELECTIVE GOLD PLATING.
: 2.TAILS-TIN 150u" MIN OVER NICKEL.
4. OPERATING LIFE : 750 CYCLES MIN.
5. PCB RETENTION PRE-SOLDER : 1 LB MIN.
6. PCB RETENTION POST-SOLDER: 10 LBS MIN.

ENVIRONMENTAL:

1. STORAGE TEMPERATURE : -40°C TO +85°C.
2. OPERATION TEMPERATURE: -40°C TO +85°C.
3. WAVE SOLDERING TEMPERATURE: 255~265°C (5~10 SECONDS)
4. RoHS COMPLIANT.

MATES WITH MODULAR PLUG CONFORMING TO
FCC PART 68, SUBPART F.
CUL FILE NO. E163191

PART NUMBER	GOLD PLATING
E5J88-14LJP2-L	6u"
E5J88-14LJP3-L	15u"



DETACHED LISTS	MM (INCH)	RoHS Compliant			
	TOLERANCES EXCEPT AS NOTED		TITLE		
	MM .0 ± 0.2 ± .00 ± 0.15 ± .000 ± 0.075 ±	SIDE ENTRY LED JACK			SIZE A3
	ANGLES ± 0.5	DFTO CathyLee DATE 2007/08/06	DRAWING NO. CE5J3012-LA /PART NO. SEE TABLE	SHEET 1	REV 1 OF 1
THIRD ANGLE PROJECTION	SCALE : 4:1	DO NOT SCALE DRAWING			