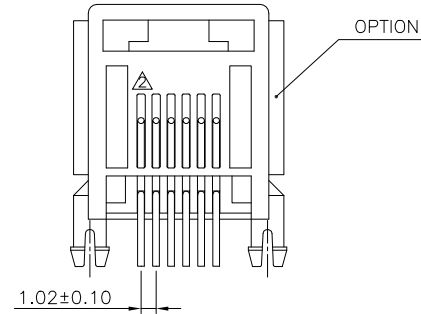
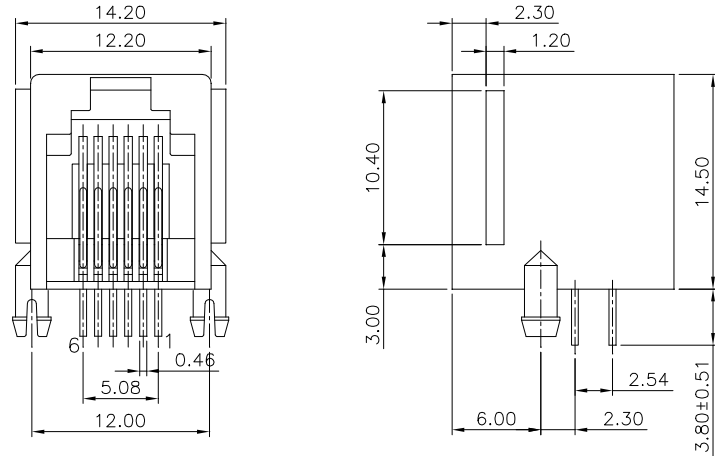


REVISION RECORD				
REV	ECO	DESCRIPTION	DRFT	CHKD
△		Drawing modify	WLO 12/28/98	
△		Drawing modify	xlf 3/10/04	
△		ADD PART NO	LUXIN 11/26/04	
△		ADD PART NO	LUXIN 01/26/05	



**NOTES:**

**ELECTRICAL:**

1. VOLTAGE RATING : 125 VAC RMS.
2. CURRENT RATING : 1.5 AMP.
3. CONTACT RESISTANCE : 30 MILLIOHMS MAX.
- △ 4. INSULATION RESISTANCE: 1000 MEGOHMS MIN @ 500 VDC.
5. DIELECTRIC STRENGTH : 1000 VAC RMS 60Hz, 1MIN.

**MECHANICAL:**

- △ 1. HOUSING MATERIAL : PBT OR FR52.
2. CONTACT MATERIAL : PHOSPHOR BRONZE  $\phi 0.46$ mm.
3. PLATING : GOLD PLATING OVER NICKEL.
- △ 4. OPERATING LIFE : 750 CYCLES MIN.
5. PCB RETENTION PRE-SOLDER : 1 LB MIN.
6. PCB RETENTION POST-SOLDER: 10 LBS MIN.

**ENVIRONMENTAL:**

1. STORAGE : -40°C TO +85°C.
  2. OPERATION: 0°C TO 70°C.
- MATES WITH MODULAR PLUG CONFORMING TO FCC PART 68, SUBPART F.

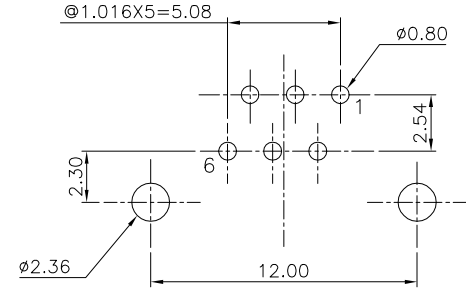
CUL FILE NO. E163191

△ PART NUMBER: E556X-00LXXX

- |                      |                  |           |
|----------------------|------------------|-----------|
| 2-2C                 | 1- 3u"           | 2- 6u"    |
| 4-4C                 | 3-15u"           | 4-30u"    |
| 6-6C                 | 5-50u"           | 6-Pd 20u" |
| 0-Black              | 1-W/Panel Stop   |           |
| 1-Gray               | 2-W/O Panel Stop |           |
| F-CREAM              |                  |           |
| △ M-PBT IVORY        |                  |           |
| Q-LIGHT BLUE         |                  |           |
| U-W/O LOGO FR52 BK △ |                  |           |

△ PART NUMBER: E556X-00LH1X

- |      |                        |           |
|------|------------------------|-----------|
| 2-2C | 1- 3u"                 | 2- 6u"    |
| 4-4C | 3-15u"                 | 4-30u"    |
| 6-6C | 5-50u"                 | 6-Pd 20u" |
|      | PBT GREEN W/Panel Stop |           |



PC Board Layout Component Side Shown

△ LEAD FREE PART NUMBER: E5566-00LU1X-L  
 1- 3u" 2- 6u"  
 3-15u" 4-30u"  
 5-50u" 6-Pd 20u"

DETACHED LISTS	MM (INCH)		DFTO Christ	DATE 5/23/01	FULL RISE ELECTRONIC CO., LTD
	TOLERANCES EXCEPT AS NOTED		CHKD SAMMY	DATE 2005/2/2	
			MFO	DATE	
			APPV LUSHENG	DATE 2005/2/3	
MM			MATERIAL :		TITLE SIDE ENTRY L/P PCB JACK
.00 ±0.20 ±			QT'Y :		
.00 ±0.15 ±			FINISH :		DRAWING NO. GE553007
.000 ±0.075 ±			SCALE : 3 : 1		/PART NO. SEE NOTE
ANGLES ±			DO NOT SCALE DRAWING		SIZE A3
THIRD ANGLE PROJECTION			SHEET X OF Y		REV 4