D1RFRD006

11		ADD PART NO.	CXQ 04/06/05		5		ADD PART NO.	WLQ 7/20/'99		REVISION RECORD			
12		ADD PART NO.	CY 08/06/05		6		ADD 'FRE'LOGO	LUSHENG 07/06/'00		REV	ECO	DESCRIPTION	DRFT	CHKD
					7		ADD PART NO.	LGY 3/14/03		1		ADD DIM	7/7/'99 SYZ	
					8		ADD VIEWS	QIANPU 7/28/04'		2		3.30±0.3 was 3.80±0.51	7/7/'99 LWS	
					9		ADD NUMBER	YAN 08/21/04		3		PART NO. MODIFY	7/14/'99 WLQ	
					10		ADD NUMBER	LIUXIN 12/25/04		4		ADD CAV. NO.	YJK 7/20/'99	

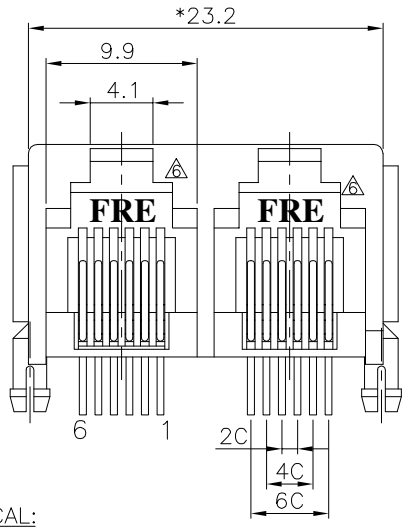

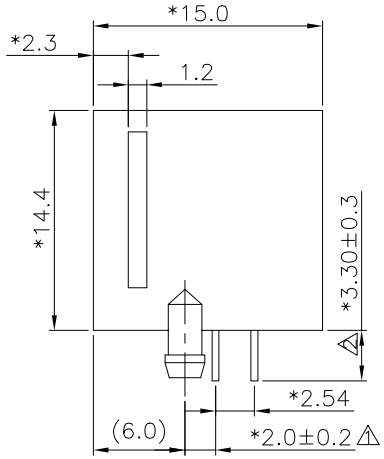

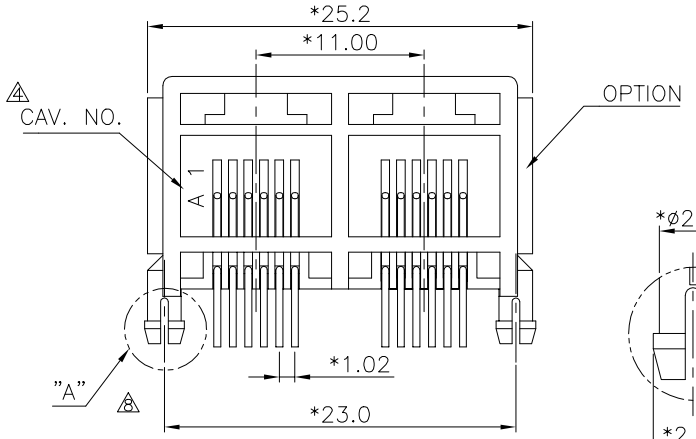

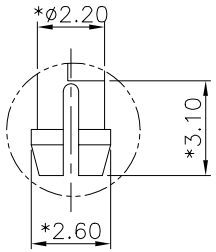

DETAIL "A"

NOTES:

ELECTRICAL:

1. VOLTAGE RATING : 125 VAC RMS.
2. CURRENT RATING : 1.5 AMP.
3. CONTACT RESISTANCE : 30 MILLIOHMS MAX.
4. INSULATION RESISTANCE: 1000 MEGOHMS MIN @ 500 VDC.
5. DIELECTRIC STRENGTH : 1000 VAC RMS 60Hz, 1MIN.

MECHANICAL:

1. HOUSING MATERIAL : G.F. POLYESTER OR HIGH TEMP. UL94V-0.
2. CONTACT MATERIAL : PHOSPHOR BRONZE ø0.46mm.
3. PLATING : GOLD PLATING OVER NICKEL.
4. OPERATING LIFE : 750 CYCLES MIN.
5. PCB RETENTION PRE-SOLDER : 1 LB MIN.
6. PCB RETENTION POST-SOLDER: 10 LBS MIN.

ENVIRONMENTAL:

1. STORAGE : -40°C TO +85°C.
2. OPERATION: 0°C TO 70°C.

MATES WITH MODULAR PLUG CONFORMING TO FCC PART 68, SUBPART F.

CUL FILE NO. E163191

3 PART NUMBER: E556X-80AXXX

- 2- 2C
- 4- 4C
- 6- 6C
- 0- A06-0100 BK.
- 1- A06-0110 GY.
- 4- A05-0040 BK.
- 5 6- A05-0160 BK.
- 7 W- A06-1550 GREEN
- 1-3u" 2-6u" 3-15u" 4-30u" 5-50u" F-Gold flash" 11
- 1-W/ PANEL STOP W/FRE LOGO 12
- 2-W/O PANEL STOP W/FRE LOGO 12
- 9 L-W/ PANEL STOP W/OFRE LOGO 12

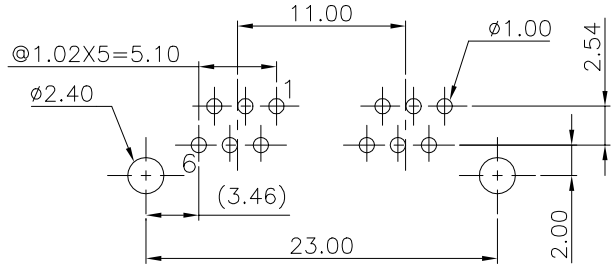

PC Board Layout Component Side Shown

MM (INCH)	DFTO SYZ	DATE 06/06/99'	FULL RISE ELECTRONIC CO., LTD
TOLERANCES EXCEPT AS NOTED	CHKD	DATE	
	MFO	DATE	
MM .0 ±0.20 ± .00 ±0.15 ± .000 ±0.075 ±	APPVL XLF	DATE 06/10/05'	TITLE L/P DUAL PORTS 6P
ANGLES ±	MATERIAL :		
	QT'Y :		DRAWING NO. GE553016 / PART NO. SEE NOTE — SIZE A3 — REV 12
THIRD ANGLE PROJECTION	FINISH :		
	SCALE : 3:1		DO NOT SCALE DRAWING — SHEET X OF Y

DETACHED LISTS

8 7 6 5 4 3 2 1