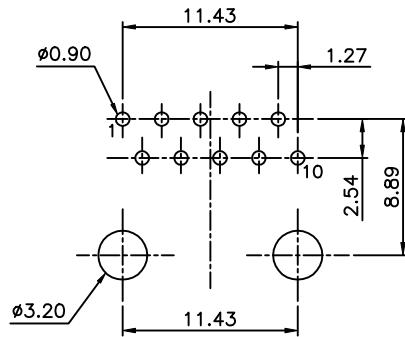
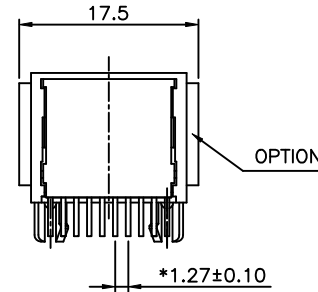
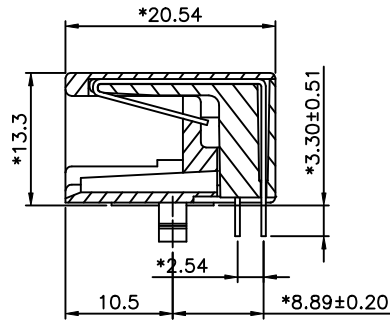
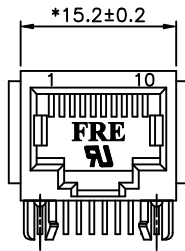
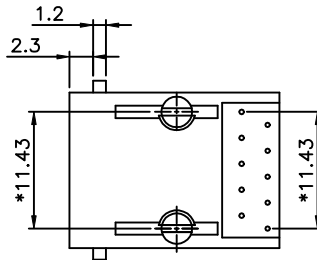


REVISION RECORD				
REV	ECO	DESCRIPTION	DRFT	CHKD
△		ADD PART NO	07/19/06	



PC Board Layout
Component Side Shown



NOTES:

ELECTRICAL:

- VOLTAGE RATING: 125 VAC RMS.
- CURRENT RATING: 1.5 AMP.
- CONTACT RESISTANCE: 45 MILLIOHMS MAX.
- INSULATION RESISTANCE: 1000 MEGOHMS MIN @ 500 VDC.
- DIELECTRIC STRENGTH: 1000 VAC RMS 60Hz, 1MIN.

MECHANICAL:

- HOUSING MATERIAL: FR52 UL94V-0.
- STANDARD COLOR : GREY
- CONTACT MATERIAL: PHOSPHOR BRONZE ϕ 0.46mm.
- PLATING: GOLD PLATING OVER NICKEL.
- OPERATING LIFE: 750 CYCLES MIN.
- PCB RETENTION PRE-SOLDER: 1 LB MIN.
- PCB RETENTION POST-SOLDER: 10 LBS MIN.

ENVIRONMENTAL:

- STORAGE: -40°C TO +85°C.
- OPERATION: 0°C TO 70°C.
- WAVE SOLDERING TEMPERATURE: 250°C~265°C (5~10 SECONDS).

MATES WITH MODULAR PLUG CONFORMING TO FCC PART 68, SUBPART F.

CUL FILE NO. E163191

PART NUMBER: E590X-000XXX-L

8- 8 CONTACTS
1-10 CONTACTS

1- 3u"
3-15u" 4-30u"
5-50u" 6-Pd 20u"

L3-W/O OPTION&W/ FER LOGO COLOR GRAY
△ L4-W/O OPTION&W/ FRE LOGO COLOR GREEN

OLD PART NO: 5-0139-1

DETACHED LISTS	MM (INCH)		DFTO YICAN	DATE 04/16/05	FULL RISE ELECTRONIC CO., LTD		
	TOLERANCES EXCEPT AS NOTED		CHKDQIANPU	DATE2005/5/23			
	MM		MFO	DATE	TITLE 20.57 PCB JACK 10P		
	.0 ±0.2	±	APPVLSAMMY	DATE2005/5/23			
.00 ±0.15	±	MATERIAL :		DRAWING NO. GE593236-LA			
.000 ±0.075	±	ANGLES ± 0.5		/PART NO. SEE NOTE			
THIRD ANGLE PROJECTION		QT'Y :		DO NOT SCALE DRAWING		SIZE A3	REV 1
		SCALE : 2 : 1		SHEET		OF	