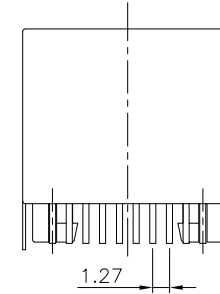
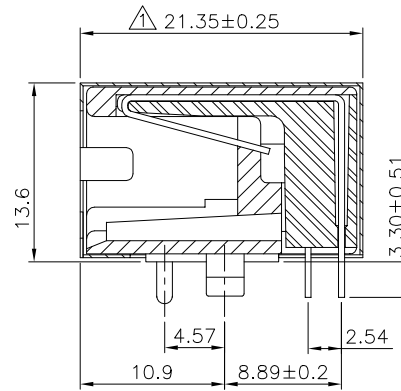
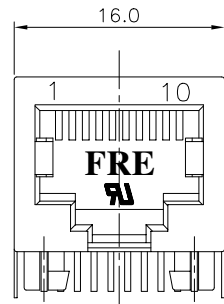


A1RFRD10



REVISION RECORD				
REV	ECO	DESCRIPTION	DRFT	CHKD
△		PCB Layout Modify	12/9/05'	YUMEI

H
G
F
E
D
C
B
A

NOTES:

ELECTRICAL:

- 1. VOLTAGE RATING : 125 VAC RMS.
- 2. CURRENT RATING : 1.5 AMP.
- 3. CONTACT RESISTANCE : 45 MILLIOHMS MAX.
- 4. INSULATION RESISTANCE: 1000 MEGOHMS MIN @ 500 VDC.
- 5. DIELECTRIC STRENGTH : 1000 VAC RMS 60Hz, 1MIN.

MECHANICAL:

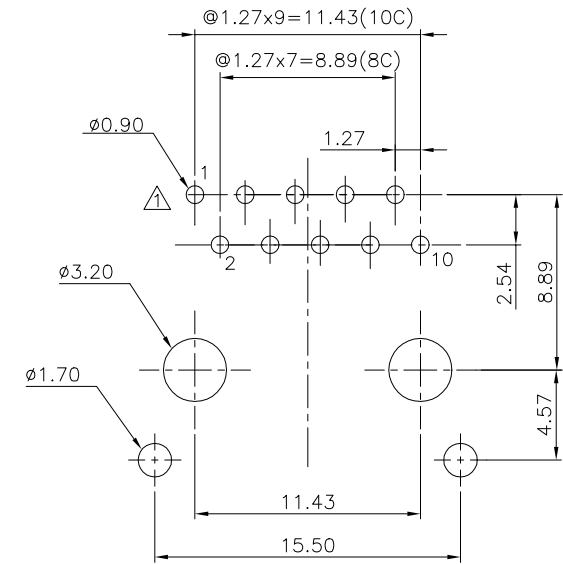
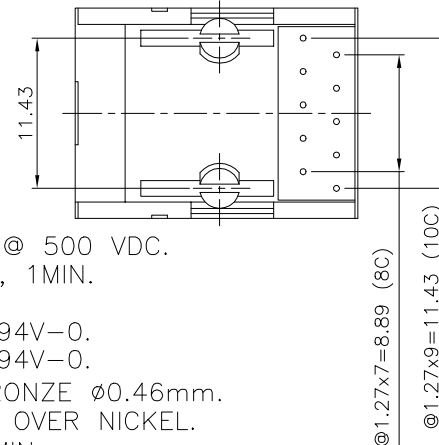
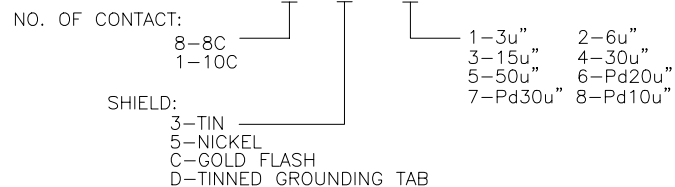
- 1. HOUSING MATERIAL :PBT+30%GF UL94V-0.
- INSERT MATERIAL :PBT+30%GF UL94V-0.
- 2. CONTACT MATERIAL : PHOSPHOR BRONZE ϕ 0.46mm.
- 3. PLATING : GOLD PLATING OVER NICKEL.
- 4. OPERATING LIFE : 750 CYCLES MIN.
- 5. PCB RETENTION PRE-SOLDER : 1 LB MIN.
- 6. PCB RETENTION POST-SOLDER: 10 LBS MIN.
- 7. SHIELD PLATING : NICKEL PLATING OVER BRASS .

ENVIRONMENTAL:

- 1. STORAGE : -40°C TO +85°C.
- 2. OPERATION: -40°C TO +85°C.
- 3. WAVE SOLDERING TEMPERATURE: 230~250°C (3~5 SECONDS).

MATES WITH MODULAR PLUG CONFORMING TO
FCC PART 68, SUBPART F.
CUL FILE NO. E163191

PART NUMBER: E590X-1X012X-L



PC Board Layout T=1.60mm
Component Side Shown

8

7

6

5

4

3

2

1

← MM (INCH) →		DFTO QSJ	DATE 03/29/05'
TOLERANCES EXCEPT AS NOTED		CHKD Yumei	DATE 12/09/05'
MM		MFO	DATE
.0 ±0.2	±	APPL	DATE
.00 ±0.15	±	MATERIAL :	
.000 ±0.075	±	QT'Y :	
ANGLES ± 0.5		FINISH :	
THIRD ANGLE PROJECTION		SCALE : 2.5 : 1	

FULL RISE ELECTRONIC CO., LTD			
TITLE			
20.57 PCB JACK 10P			
DRAWING NO. GE593A99-LC		SIZE	REV
/PART NO. SEE NOTE		A3	1
DO NOT SCALE DRAWING		SHEET 1	OF 1