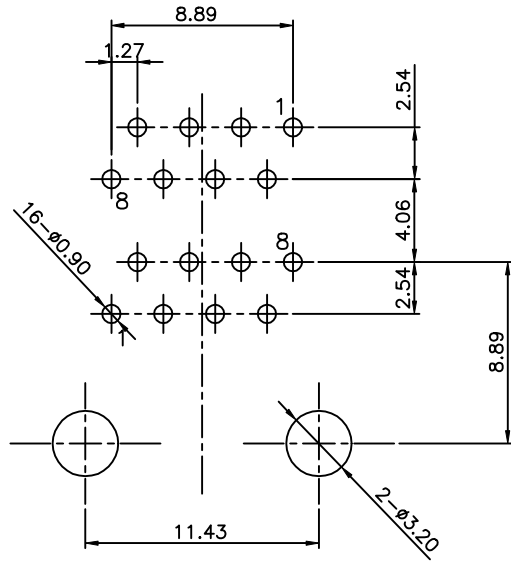
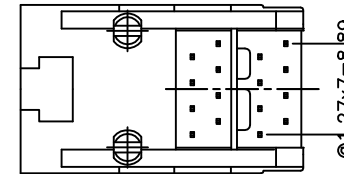
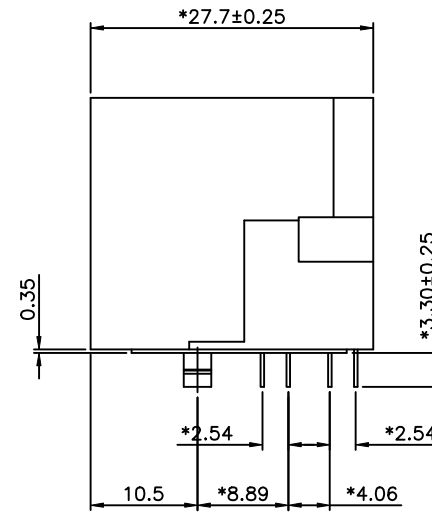
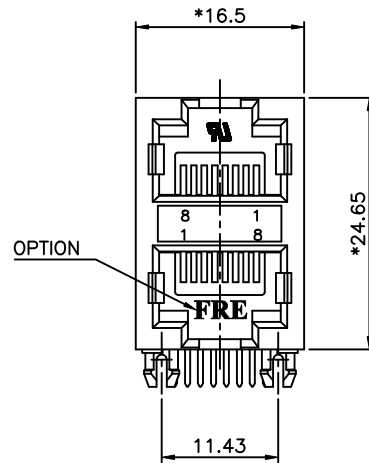


A1RFRD10

REVISION RECORD				
REV	ECO	DESCRIPTION	DRFT	CHKD



PC Board Thickness=1.60mm  
PC Board Component Side Shown



**NOTES:**

ELECTRICAL:

- VOLTAGE RATING : 125 VAC RMS.
- CURRENT RATING : 1.5 AMP.
- CONTACT RESISTANCE : 50 MILLIOHMS MAX.
- INSULATION RESISTANCE: 1000 MEGOHMS MIN @ 500 VDC.
- DIELECTRIC STRENGTH : 1000 VAC RMS 60Hz, 1MIN.

MECHANICAL:

- HOUSING MATERIAL : NYLON+30%.G.F(FR52) UL94V-0.
- INSERT : NYLON+30%.G.F(FR52) UL94V-0.
- CONTACT MATERIAL : PHOSPHOR BRONZE t=0.35mm.
- PLATING : GOLD PLATING OVER NICKEL.
- OPERATING LIFE : 750 CYCLES MIN.
- PCB RETENTION PRE-SOLDER : 1 LB MIN.
- PCB RETENTION POST-SOLDER: 10 LBS MIN.

ENVIRONMENTAL:

- STORAGE : -40°C TO +85°C.
- OPERATION: 0°C TO 70°C.
- WAVE SOLDERING TEMPERATURE: 255~265° (5~10 SECONDS)

MATES WITH MODULAR PLUG CONFORMING TO  
FCC PART 68, SUBPART F.

UL & CUL FILE NO. E163191  
PART NUMBER:E5908-0T03XX-L

4- W/ FRE LOGO	1- 3u"	2- 6u"
U- W/O FRE LOGO	3- 15u"	4- 30u"
	5- 50u"	

MM (INCH)		DFTO QIANPU	DATE 3/15/05	FULL RISE ELECTRONIC CO., LTD	
TOLERANCES EXCEPT AS NOTED		CHKDSAMMY	DATE2005/3/15		
.0 ± 0.2 ±		MFO	DATE	DRAWING NO. GE593B81-LA	SIZE REV A3 o
.00 ± 0.15 ±		APPVILUSHENG	DATE2005/3/15	/PART NO. SEE NOTES	DO NOT SCALE DRAWING SHEET 1 OF 1
.000 ± 0.075 ±		MATERIAL :			
ANGLES ± 0.5		QTY :		SCALE 2:1	
THIRD ANGLE PROJECTION		FINISH :		DO NOT SCALE DRAWING SHEET 1 OF 1	

8 | 7 | 6 | 5 | 4 | 3 | 2 | 1

H  
G  
F  
E  
D  
C  
B  
A