



NOTES: UNLESS OTHERWISE SPECIFIED

1. 

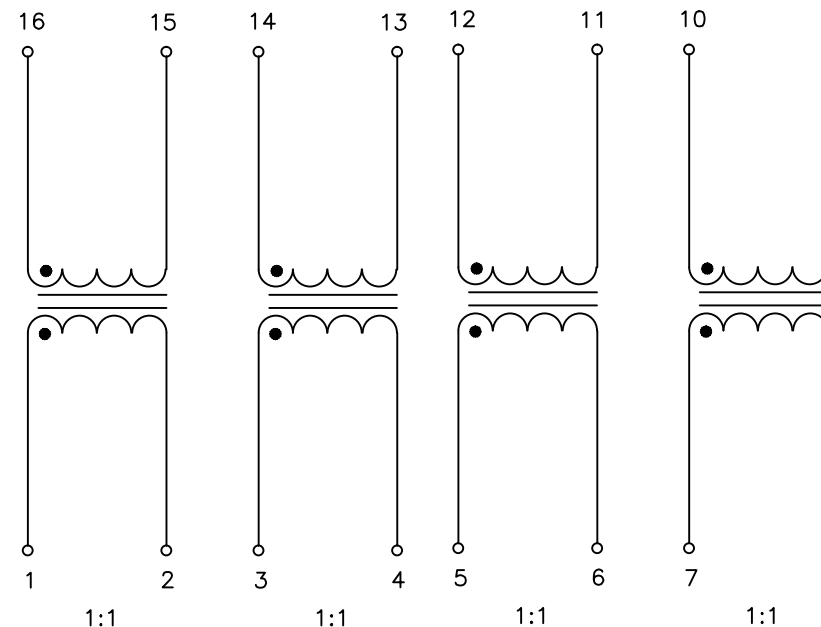
NOTICE:	THIS IS A RoHS COMPLIANT COMPONENT/PRODUCT. ALL ENGINEERING CHANGES MUST HAVE PRIOR APPROVAL BY THE DESIGN CENTER.
RoHS-6	

2. PLASTIC: THERMOSET PLASTIC MATERIAL WITH FLAMMABILITY RATING UL 94V-0 OR BETTER.
3. SOLDERABILITY: CONFORMS TO ANSI/J-STD-002 245°C REFLOW PEAK TEMPERATURE PER IPC/EIA J-STD-003A
4. OPERATING TEMPERATURE: 0°C TO +70°C
5. STORAGE TEMPERATURE: -20°C TO +125°C
6. JEDEC MOISTURE: LEVEL 1.
7. DIMENSIONS ARE IN INCHES WITH THE FOLLOWING TOLERANCES:  
.XX = ±.01  
.XXX = ±.005



ELECTRICAL CHARACTERISTICS:  
ELECTRICAL: @ +25°C

PARAMETER	SPECIFICATIONS
URNS RATIO	(1-2) : (16-15) = (3-4) : (14-13) = 1:1 ±5% (5-6) : (12-11) = (7-8) : (10-9) = 1:1 ±5%
LEAKAGE INDUCTANCE	.20 uH MAX ( AT 100 KHz 20 mVRMS)
COUPLING CAPACITANCE	12 pF MAX ( AT 100 KHz 20 mVRMS)
INSULATION RESISTANCE	(2-3) = (4-5) = (6-7) = 1 K MOHMS MIN AT 50 V DC (14-15) = (12-13) = (10-11) = 1 K MOHMS MIN AT 50 V DC
INPUT - OUTPUT ISOLATION	1500 VAC MIN @ 60 SECONDS

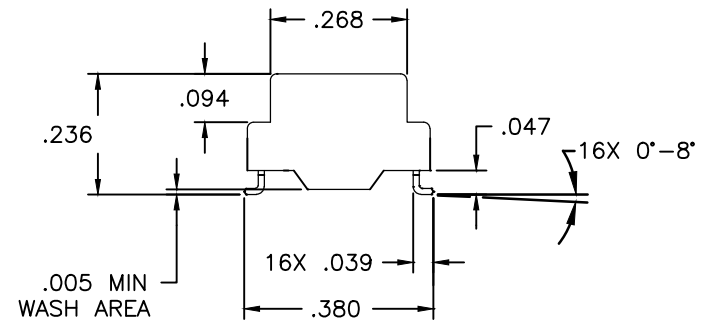
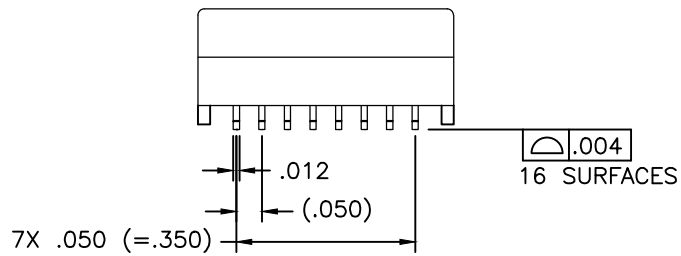
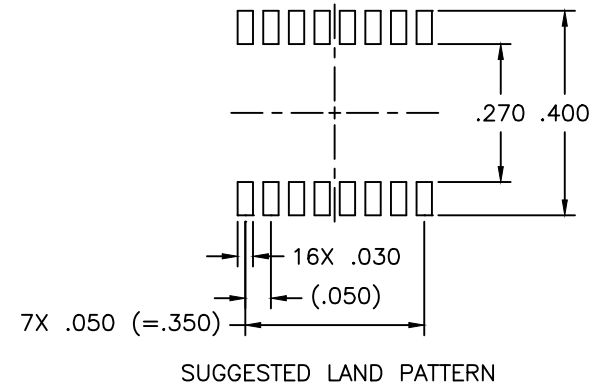
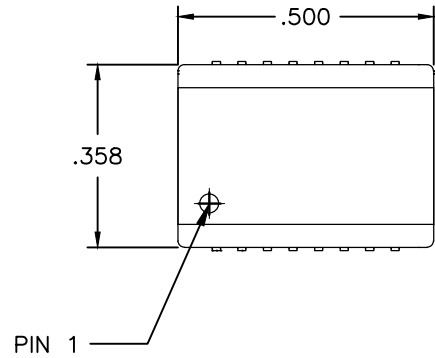


SCHEMATIC

NOTE: f IS FREQUENCY IN MHZ.

© Copyright, 2013. Pulse Electronics, Inc. All rights reserved. Drawing specifications subject to change without notice. (8/2/13)

PULSE CONFIDENTIAL & PROPRIETARY	PRODUCT DESCRIPTION	PS DRAWING	SHEET:	DWG. NO./ PART NO.	REV.
	XFMR,QUAD,10D,1:1,SMT	PS-2005.002-C	1	E2081FNL	M10



© Copyright, 2013. Pulse Electronics, Inc. All rights reserved. Drawing specifications subject to change without notice. (8/2/13)

PULSE CONFIDENTIAL  
 &  
 PROPRIETARY

PRODUCT DESCRIPTION  
 XFMR,QUAD,10D,1:1,SMT

PS DRAWING  
 PS-2005.002-C

SHEET:  
 2

DWG. NO./ PART NO.  
 E2081FNL

REV.  
 M10