

NOTES: UNLESS OTHERWISE SPECIFIED

1.

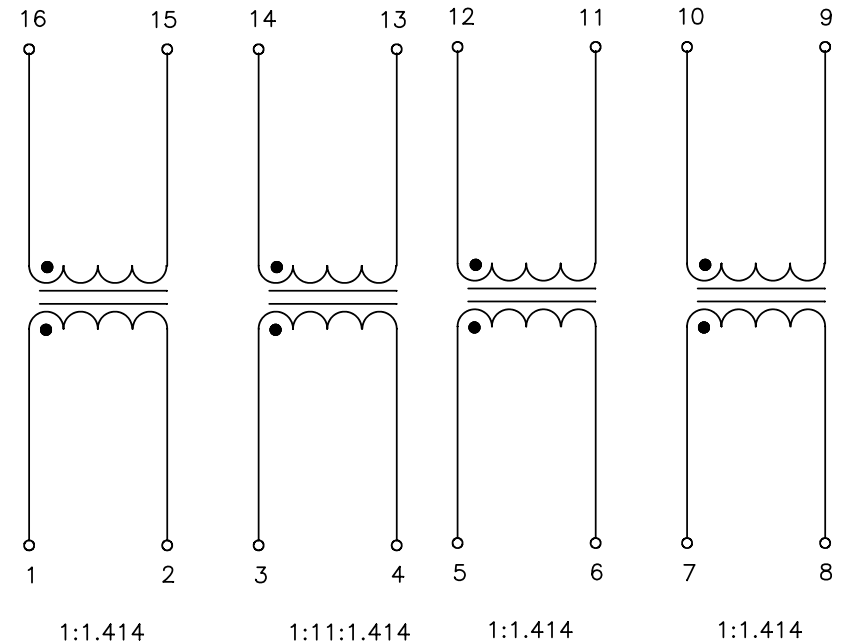

NOTICE:	THIS IS A RoHS COMPLIANT COMPONENT/PRODUCT.
RoHS-6	ALL ENGINEERING CHANGES MUST HAVE PRIOR APPROVAL BY THE DESIGN CENTER.

2. PLASTIC: THERMOSET PLASTIC MATERIAL WITH FLAMMABILITY RATING UL 94V-0 OR BETTER.
3. SOLDERABILITY: CONFORMS TO ANSI/J-STD-002 245°C REFLOW PEAK TEMPERATURE PER IPC/EIA J-STD-003A
4. OPERATING TEMPERATURE: 0°C TO +70°C
5. STORAGE TEMPERATURE: -20°C TO +125°C
6. JEDEC MOISTURE: LEVEL 1.
7. DIMENSIONS ARE IN INCHES WITH THE FOLLOWING TOLERANCES:
.XX = ±.01
.XXX = ±.005

ELECTRICAL CHARACTERISTICS:
ELECTRICAL: @ +25°C

PARAMETER	SPECIFICATIONS
URNS RATIO	(1-2) : (16-15) = (3-4) : (14-13) = 1:1.414 ±5% (5-6) : (12-11) = (7-8) : (10-9) = 1:1.414 ±5%
LEAKAGE INDUCTANCE	.20 uH MAX (AT 100 KHz 20 mVRMS)
COUPLING CAPACITANCE	12 pF MAX (AT 100 KHz 20 mVRMS)
INSULATION RESISTANCE	(2-3) = (4-5) = (6-7) = 1 K MOHMS MIN AT 50 V DC (14-15) = (12-13) = (10-11) = 1 K MOHMS MIN AT 50 V DC
INPUT - OUTPUT ISOLATION	1500 VAC MIN @ 60 SECONDS

NOTE: f IS FREQUENCY IN MHZ.



SCHEMATIC

© Copyright, 2013. Pulse Electronics, Inc. All rights reserved. Drawing specifications subject to change without notice. (7/19/13)

PULSE CONFIDENTIAL
&
PROPRIETARY

PRODUCT DESCRIPTION

XFMR,QUAD,10D,1:1.414,SMT

PS DRAWING

PS-0125.001-C

SHEET:

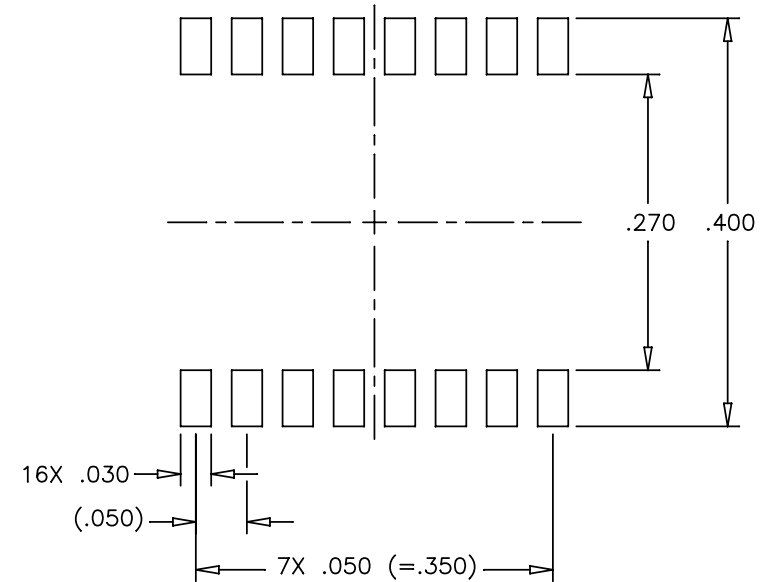
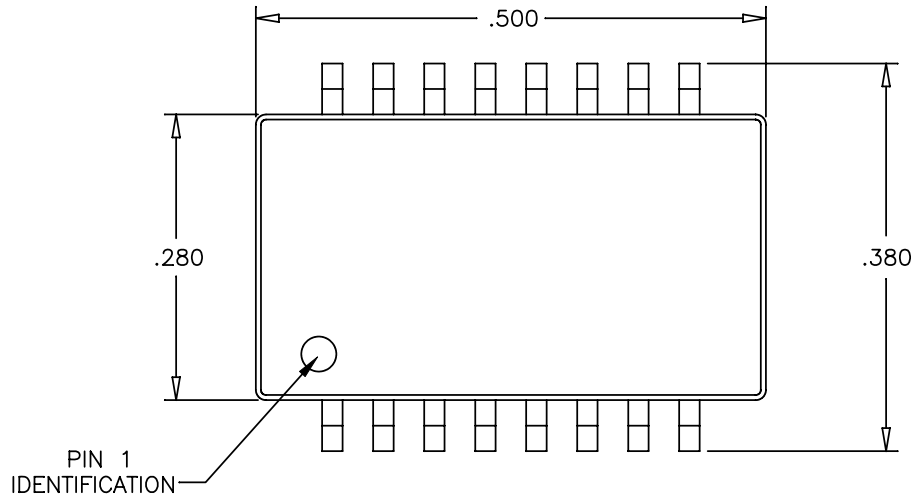
1

DWG. NO./ PART NO.

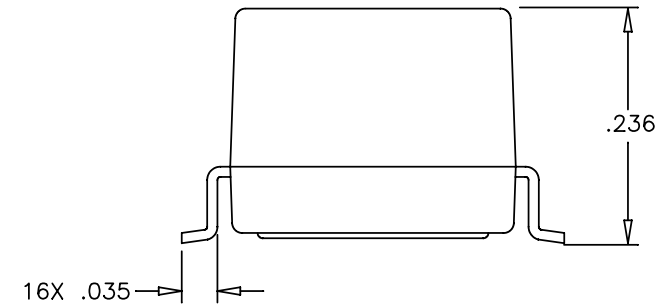
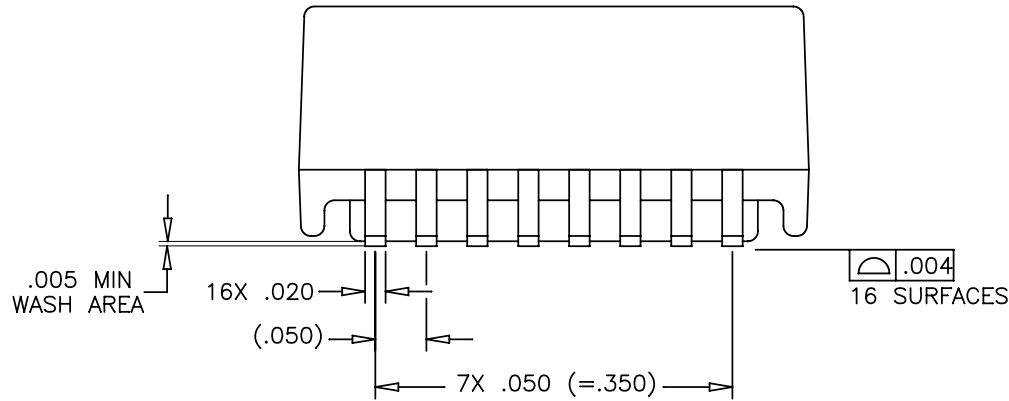
E2082NL

REV.

M12



SUGGESTED LAND PATTERN



© Copyright, 2013. Pulse Electronics, Inc. All rights reserved. Drawing specifications subject to change without notice. (7/19/13)

PULSE CONFIDENTIAL
 &
 PROPRIETARY

PRODUCT DESCRIPTION
 XFMR,QUAD,10D,1:1.414,SMT

PS DRAWING
 PS-0125.001-C

SHEET:
 2

DWG. NO./ PART NO.
 E2082NL

REV.
 M12