


NOTES: UNLESS OTHERWISE SPECIFIED

1.

NOTICE:	THIS IS A RoHS COMPLIANT COMPONENT/PRODUCT. ALL ENGINEERING CHANGES MUST HAVE PRIOR APPROVAL BY THE DESIGN CENTER.
RoHS-6	
✓	

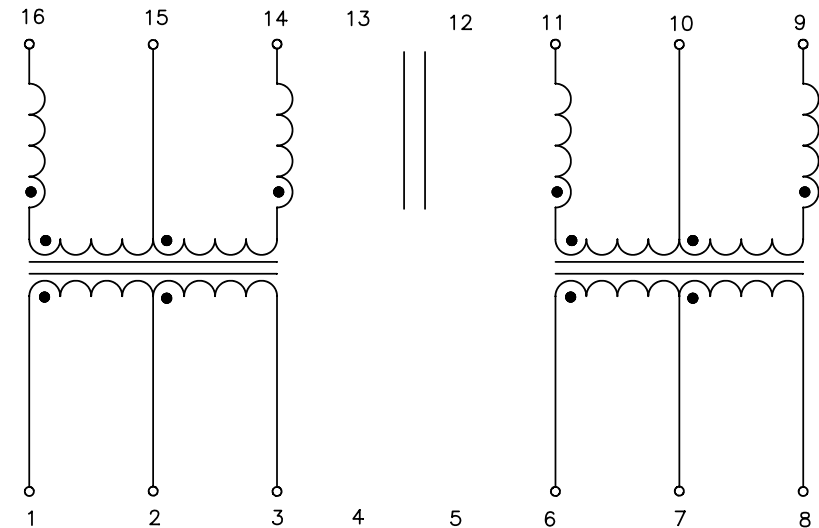
2. PLASTIC: THERMOSET PLASTIC MATERIAL WITH FLAMMABILITY RATING UL 94V-0 OR BETTER.
3. SOLDERABILITY: CONFORMS TO ANSI/J-STD-002 245°C REFLOW PEAK TEMPERATURE PER IPC/EIA J-STD-003A
4. OPERATING TEMPERATURE: 0°C TO +70°C
5. STORAGE TEMPERATURE: -20°C TO +125°C
6. JEDEC MOISTURE: LEVEL 1.
7. DIMENSIONS ARE IN INCHES WITH THE FOLLOWING TOLERANCES:
.XX = ±.01
.XXX = ±.005



ELECTRICAL CHARACTERISTICS:
ELECTRICAL: @ +25°C

PARAMETER	SPECIFICATIONS		
URNS RATIO	(1-3) : (14-16) = 1CT:1CT ±2% (6-8) : (11-9) = 1CT:1.414CT ±2%		
CAPACITANCE WINDING TO WINDING	12 pF MAX (AT 100 KHz 20 mVRMS)		
DC RESISTANCE	0.3 OHMS MAX		
IMPEDANCE	10-20 MHZ	30 MHZ	70-100 MHZ
	700 OHMS MIN	600 OHMS MIN	200 OHMS MIN
INDUCTANCE (OCL)	(1-3) = 160 uH MINIMUM.		
	(6-8) = 160 uH MINIMUM.		
	(16-14)-15 = 68 uH MINIMUM.		
INPUT - OUTPUT ISOLATION	1500 VRMS MIN @ 60 SECONDS		

NOTE: f IS FREQUENCY IN MHZ.



SCHMATIC

© Copyright, 2013. Pulse Electronics, Inc. All rights reserved. Drawing specifications subject to change without notice. (7/19/13)

PULSE CONFIDENTIAL
&
PROPRIETARY

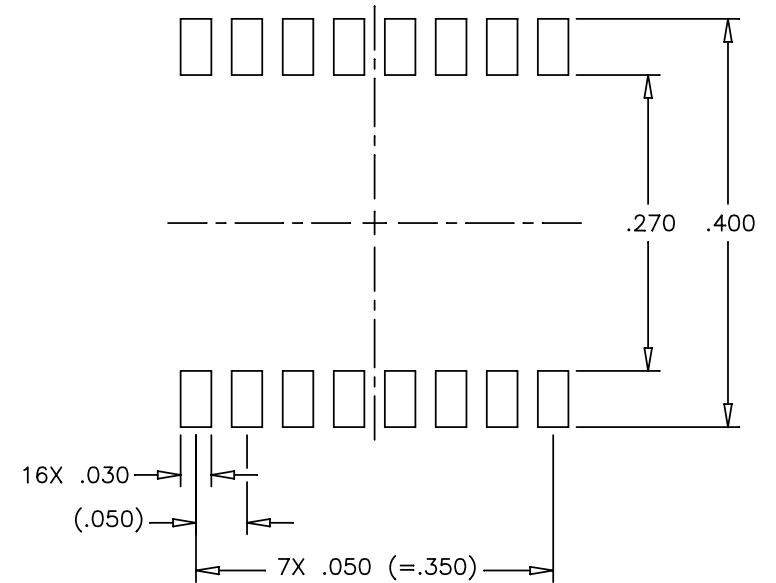
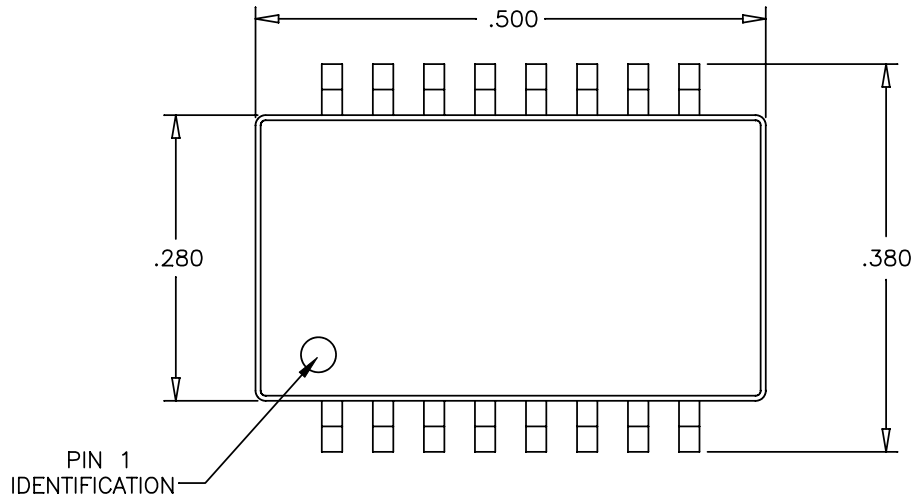
PRODUCT DESCRIPTION
MDL,SIN,10D,1:1.414,SMT

PS DRAWING
PS-0125.001-C

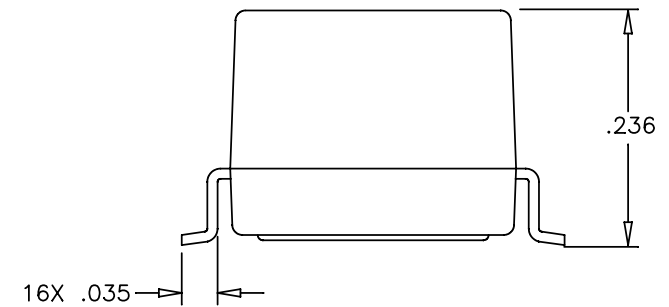
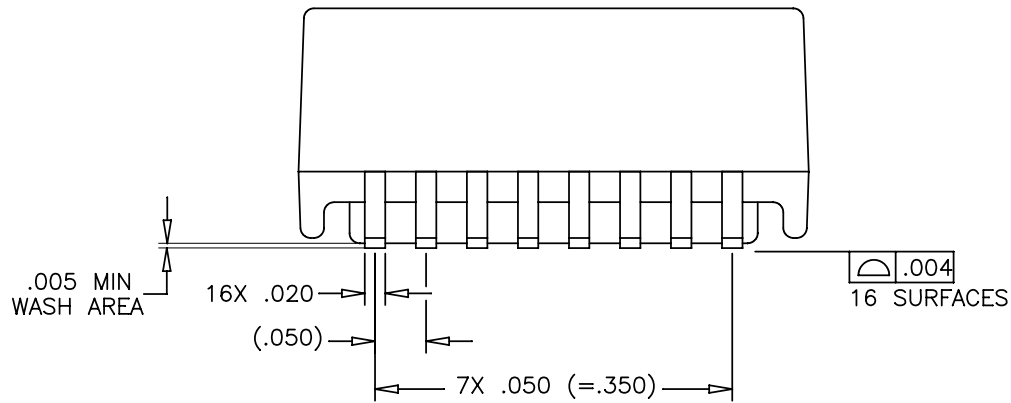
SHEET:
1

DWG. NO./ PART NO.
E2458NL

REV.
M14



SUGGESTED LAND PATTERN



© Copyright, 2013. Pulse Electronics, Inc. All rights reserved. Drawing specifications subject to change without notice. (7/19/13)

PULSE CONFIDENTIAL
 &
 PROPRIETARY

PRODUCT DESCRIPTION
 MDL,SIN,10D,1:1.414,SMT

PS DRAWING
 PS-0125.001-C

SHEET:
 2

DWG. NO./ PART NO.
 E2458NL

REV.
 M14