

NOTES: UNLESS OTHERWISE SPECIFIED

1.


NOTICE:	THIS IS A RoHS COMPLIANT COMPONENT/PRODUCT. ALL ENGINEERING CHANGES MUST HAVE PRIOR APPROVAL BY THE DESIGN CENTER.
RoHS-6	<input checked="" type="checkbox"/>

2. PLASTIC: THERMOSET PLASTIC MATERIAL WITH FLAMMABILITY RATING UL 94V-0 OR BETTER.
3. SOLDERABILITY: CONFORMS TO ANSI/J-STD-002 245°C REFLOW PEAK TEMPERATURE PER IPC/EIA J-STD-003A
4. OPERATING TEMPERATURE: 0°C TO +70°C
5. STORAGE TEMPERATURE: -20°C TO +125°C
6. JEDEC MOISTURE: LEVEL 1.
7. DIMENSIONS ARE IN INCHES WITH THE FOLLOWING TOLERANCES:
.XX = ±.01
.XXX = ±.005

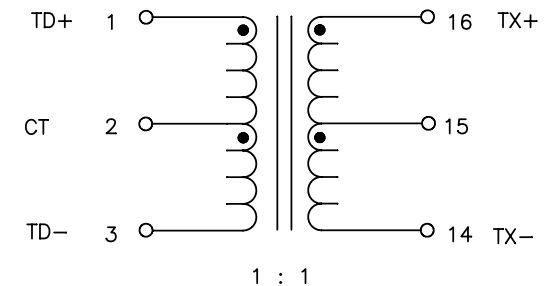
ELECTRICAL CHARACTERISTICS:
ELECTRICAL: @ +25°C

PARAMETER	SPECIFICATIONS	
INSERTION LOSS	100 KHz	1-125 MHz
	-1.2 dB MAX	-0.2-0.002*f ^{1.4} dB MAX
RETURN LOSS, 100Ω BT (Z OUT = 100 OHM)	.1-40 MHz	40-100 MHz
	-18 dB MIN	-12+20*LOG ₁₀ (f/80 MHz) dB MIN
INDUCTANCE (OCL) (MEDIA SIDE, 0°C-70°C)	350 uH MIN	(MEASURED AT 100 KHz, 100 mVRMS) (AND WITH 8 mA DC BIAS)
	1 MHz	10-100 MHz
CROSSTALK, ADJACENT CHANNELS	-50 dB MIN	-50+17*LOG ₁₀ (f/10) dB MIN
	2 MHz	30-200 MHz
COMMON MODE REJECTION RATIO	-50 dB MIN	-15+20*LOG ₁₀ (f/200) dB MIN
	INPUT - OUTPUT ISOLATION	1500 VRMS MIN AT 60 SECONDS

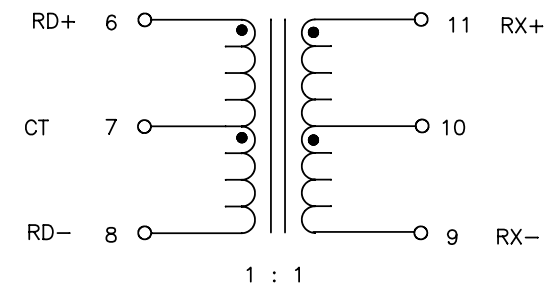
NOTE: f IS FREQUENCY IN MHz.



TRANSMIT



RECEIVE



SCHEMATIC

© Copyright, 2013. Pulse Electronics, Inc. All rights reserved. Drawing specifications subject to change without notice. (7/19/13)

PULSE CONFIDENTIAL
&
PROPRIETARY

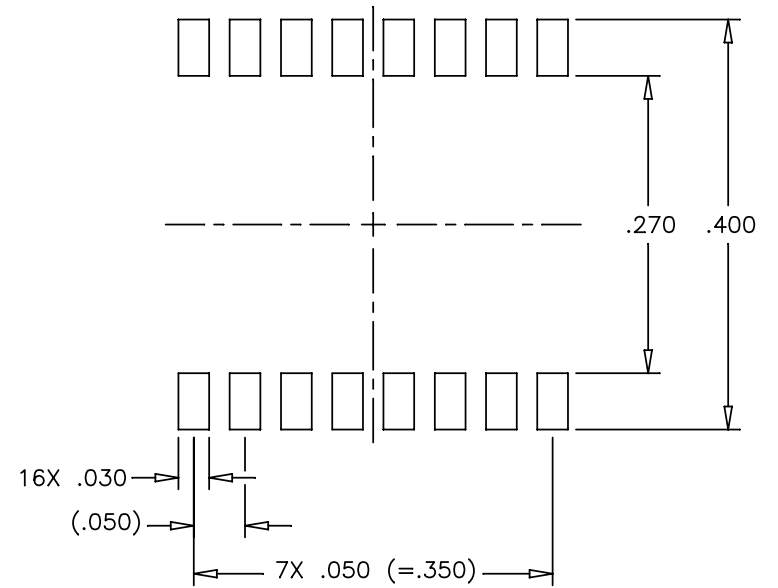
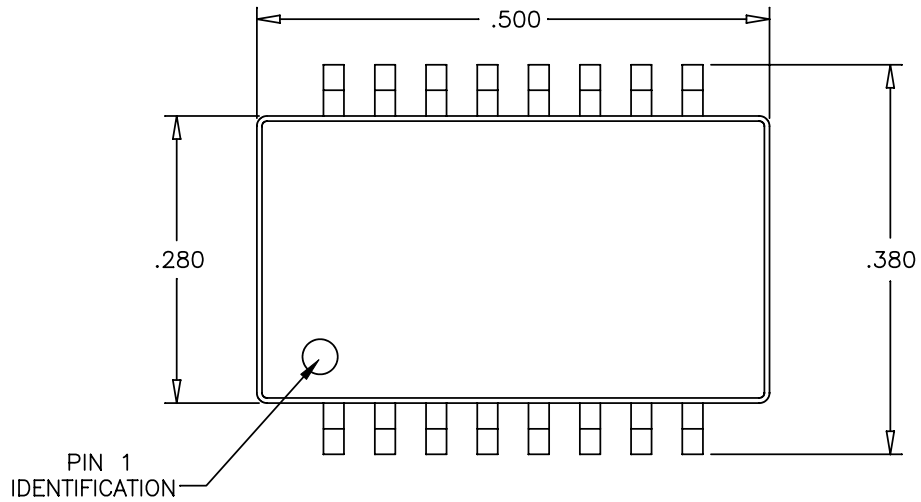
PRODUCT DESCRIPTION
MDL,SIN,100D,1:1,SMT

PS DRAWING
PS-2005.001-D

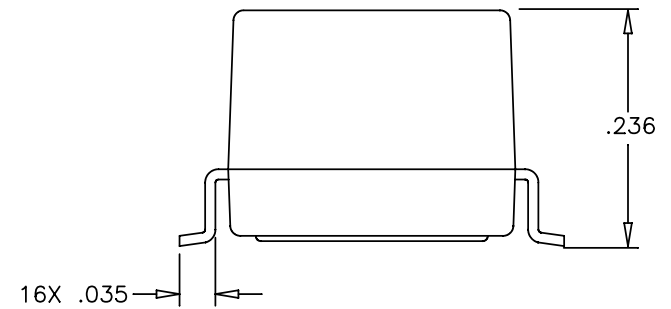
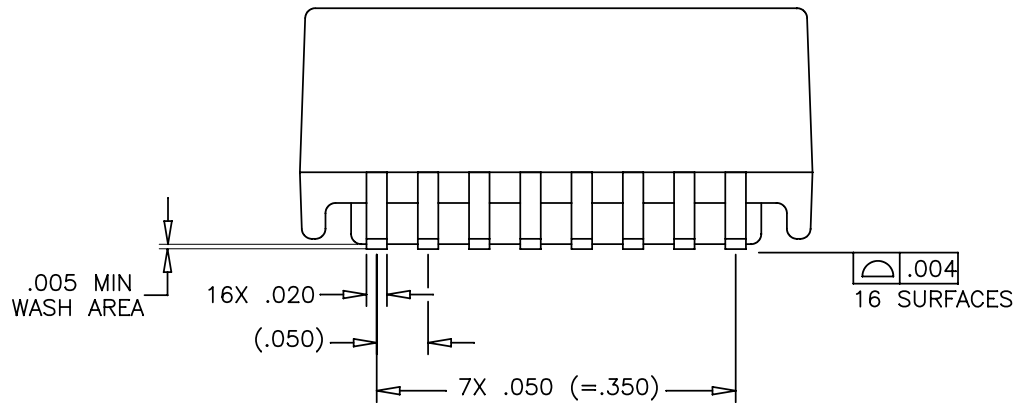
SHEET:
1

DWG. NO./ PART NO.
H1313NL

REV.
M12



SUGGESTED LAND PATTERN



© Copyright, 2013. Pulse Electronics, Inc. All rights reserved. Drawing specifications subject to change without notice. (7/19/13)

PULSE CONFIDENTIAL
 &
 PROPRIETARY

PRODUCT DESCRIPTION
 MDL,SIN,100D,1:1,SMT

PS DRAWING
 PS-2005.001-D

SHEET:
 2

DWG. NO./ PART NO.
 H1313NL

REV.
 M12