
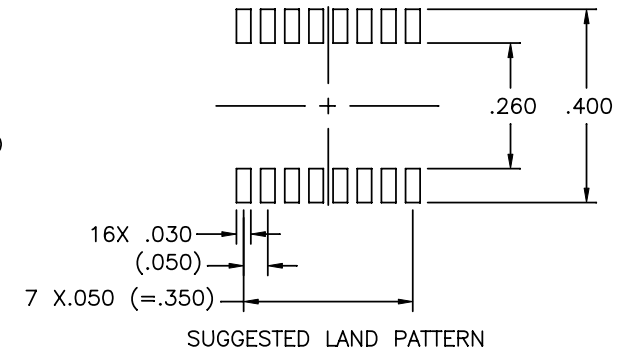
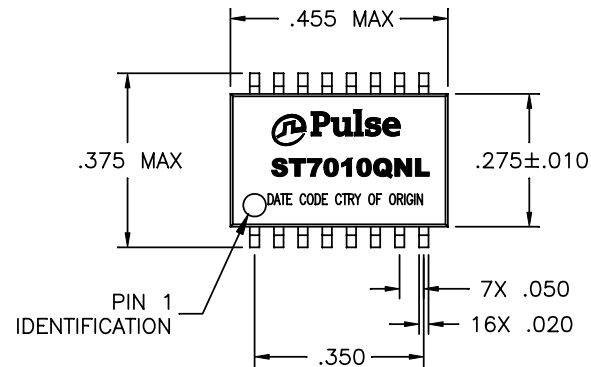


NOTES: UNLESS OTHERWISE SPECIFIED

1.

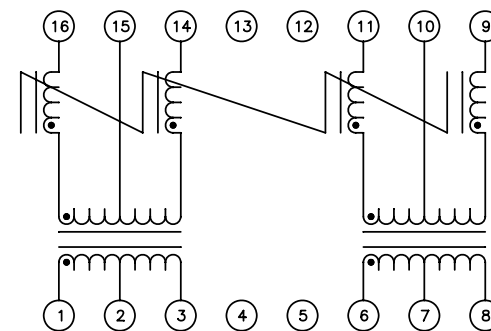
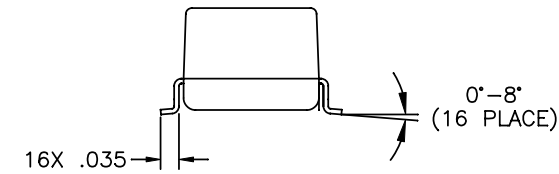
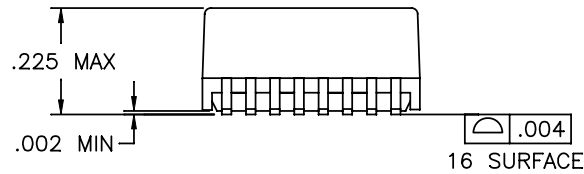
NOTICE:	THIS IS A RoHS COMPLIANT COMPONENT/PRODUCT. ALL ENGINEERING CHANGES MUST HAVE PRIOR APPROVAL BY THE DESIGN CENTER.
RoHS	

2. PLASTIC: THERMOSET PLASTIC MATERIAL WITH FLAMMABILITY RATING UL 94V-0 OR BETTER.
3. SOLDERABILITY: CONFORMS TO ANSI/J-STD-002, 245°C REFLOW PEAK TEMPERATURE PER IPC/EIA J-STD-003A
4. OPERATING TEMPERATURE: 0°C TO +70°C
5. STORAGE TEMPERATURE: -20°C TO +125°C
6. JEDEC MOISTURE: LEVEL 1.
7. DIMENSIONS ARE IN INCHES WITH THE FOLLOWING TOLERANCES:
.XX = ±.02 .XXX = ±.010



ELECTRICAL CHARACTERISTICS AT +25°C UNLESS OTHERWISE SPECIFIED (FOR REFERENCE ONLY. USED FOR CUSTOMER INFORMATION.)

PARAMETER	SPECIFICATIONS				
URNS RATIO	(6-8)/(11-9) = 1 : 1.414 ± 5% (1-3)/(16-14) = 1 : 1 ± 5%				
INDUCTANCE (OCL) @ 20 mV, 10 KHz	(1-3) = 175 uH MIN (6-8) = 80 uH MIN 15-(14, 16) = 18-60 uH				
DC RESISTANCE	0.9 OHMS MAX				
LL	(1-3) SHORTED (14-16) = .40 uH MAX @ 1 MHz MIN (9-11) SHORTED (6-8) = .55 uH MAX @ 1 MHz MIN				
CWW	20 pF MAX (AT 140 KHz, 1 V)				
BETWEEN CHANNEL ISOLATION	1500 VRMS FOR 60 SECONDS				
Zp 15-(14, 16)	10 MHz	20-30 MHz	55 MHz	70 MHz	100 MHz
	650 OHMS	950 OHMS MIN	550 OHMS MIN	400 OHMS MIN	200 OHMS MIN



SCHEMATIC

© Copyright, 2013. Pulse Electronics Corp. All rights reserved. Drawing specifications subject to change without notice. (08/09/13)

PULSE CONFIDENTIAL & PROPRIETARY	PRODUCT DESCRIPTION	PS DRAWING	SHEET:	DWG. NO./ PART NO.	REV.
	MDL,SIN,10D,1:1.414 SM,TU	PS-2400.001-B	1	ST7010QNL	M13