
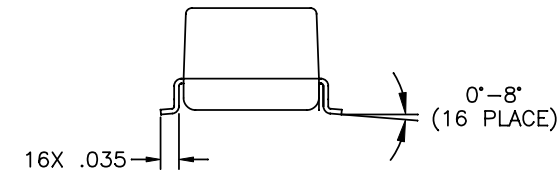
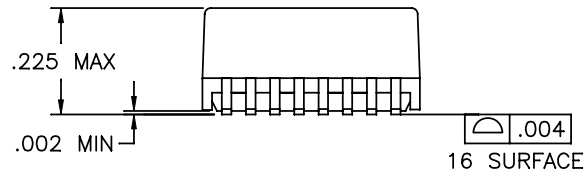
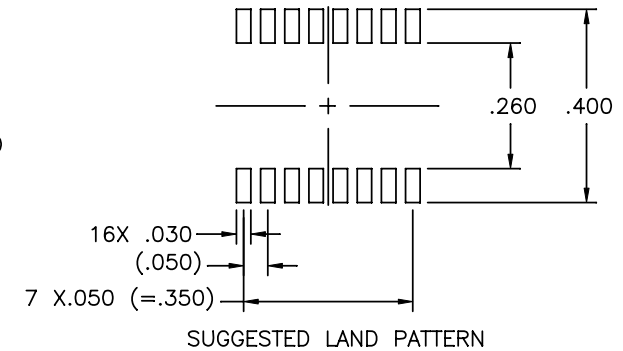
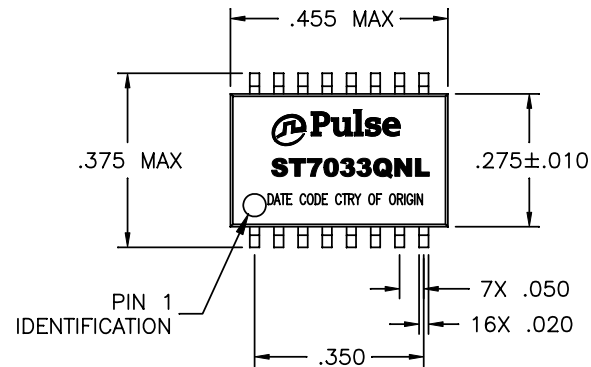


NOTES: UNLESS OTHERWISE SPECIFIED

1.

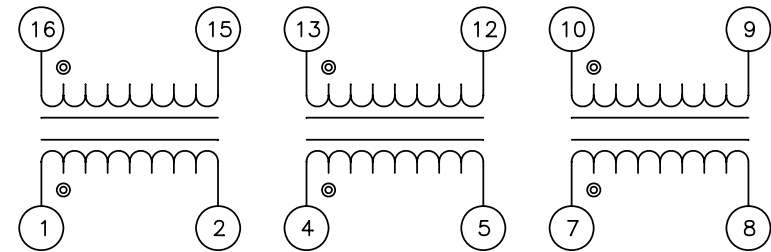
NOTICE:	THIS IS A RoHS COMPLIANT COMPONENT/PRODUCT. ALL ENGINEERING CHANGES MUST HAVE PRIOR APPROVAL BY THE DESIGN CENTER.
RoHS	

2. PLASTIC: THERMOSET PLASTIC MATERIAL WITH FLAMMABILITY RATING UL 94V-0 OR BETTER.
3. SOLDERABILITY: CONFORMS TO ANSI/J-STD-002, 245°C REFLOW PEAK TEMPERATURE PER IPC/EIA J-STD-003A
4. OPERATING TEMPERATURE: 0°C TO +70°C
5. STORAGE TEMPERATURE: -20°C TO +125°C
6. JEDEC MOISTURE: LEVEL 1.
7. DIMENSIONS ARE IN INCHES WITH THE FOLLOWING TOLERANCES:
.XX= ±.02 .XXX= ±.010



ELECTRICAL CHARACTERISTICS AT +25°C UNLESS OTHERWISE SPECIFIED (FOR REFERENCE ONLY. USED FOR CUSTOMER INFORMATION.)

PARAMETER	SPECIFICATIONS
URNS RATIO	$(1-2)/(16-15) = (4-5)/(13-12) = 1 \pm 5\%$ $(7-8)/(10-9) = 1 \pm 5\%$
INDUCTANCE (OCL)	90 uH MINIMUM (AT 10 KHz, 20 mV)
DC RESISTANCE	0.9 OHMS MAX
LL	.25 uH MAX (AT 1 MHz MINIMUM).
CWW	10 pF MAX (AT 140 KHz, 1 V)
INPUT TO OUTPUT ISOLATION	1500 VRMS FOR 60 SECONDS



SCHMATIC

© Copyright, 2013. Pulse Electronics Corp. All rights reserved. Drawing specifications subject to change without notice. (08/09/13)

PULSE CONFIDENTIAL & PROPRIETARY	PRODUCT DESCRIPTION	PS DRAWING	SHEET:	DWG. NO./ PART NO.	REV.
	MDL,SIN,10D,1:1,SM,TU	PS-2400.001-B	1	ST7033QNL	M14