





# SMT POWER INDUCTORS

## Toroid - Military/Aerospace HCCI-80 Series



-  **Height:** 12.7mm Max
-  **Footprint:** 31.0mm x 25.4mm Max
-  **Current Rating:** up to 38A
-  **Inductance Range:** 1.1μH to 18.1μH

### Electrical Specifications @ 25°C — Operating Temperature -55°C to +130°C

Pulse <sup>4</sup> Part Number	Inductance @ Irated (μH)	Irated (A)	DCR (mΩ)		Inductance @ 0Apc (μH)	Reference ET (Volt-μsec)	Flux Density Factor (K1)	Core Loss Factor (K2)	Temp. Rise Factor (K3)	Connection
			TYP	MAX						
PL8304	1.1	38	1.1	1.3	2.1	4.20	0.62	1.50E-09	33.8	Parallel
PL8303	1.6	34	1.4	1.6	3.5	4.20	0.48	1.50E-09	33.8	Parallel
PL8302	2.45	27	2.2	2.5	5.1	6.00	0.39	1.50E-09	33.8	Parallel
PL8301	3.2	24	3.0	3.5	7.2	4.20	0.33	1.50E-09	33.8	Parallel
PL8304	4.3	19	4.4	5.1	8.4	8.40	0.31	1.50E-09	33.8	Series
PL8300	4.52	19	4.2	4.8	9.5	9.00	0.29	1.50E-09	33.8	Parallel
PL8303	6.4	17	5.6	6.4	13.8	8.40	0.24	1.50E-09	33.8	Series
PL8302	9.8	13.5	8.8	10.1	20.4	12.00	0.20	1.50E-09	33.8	Series
PL8301	12.8	12	12.0	13.8	28.7	8.40	0.17	1.50E-09	33.8	Series
PL8300	18.1	9.5	16.8	19.3	38.0	18.00	0.14	1.50E-09	33.8	Series

#### NOTES:

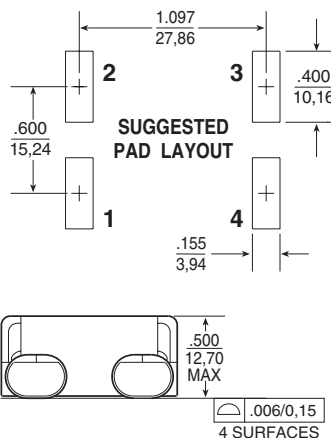
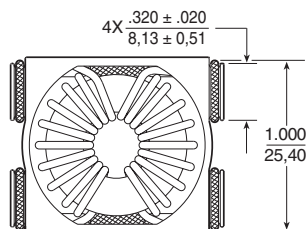
- Temperature rise is 55°C in typical buck or boost circuits operating at 300kHz with rated Idc current and reference ET applied to inductor.
- Total inductor loss is 1.8W for 55°C temperature rise above ambient.
- In high volt-time applications, additional heating in the component can occur due to core losses in the inductor which may necessitate derating the current in order to limit the temperature rise of the component. In order to determine the approximate total losses (or temperature rise) for a given application, both copper and core losses should be taken into account.

#### Estimated Temperature Rise:

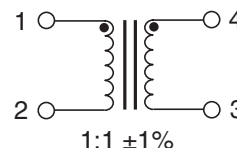
$$\begin{aligned} \text{Trise} &= K3 * (\text{Coreloss}(W) + \text{Copperloss}(W))^{.833} (C) \\ \text{CopperLoss} &= \text{Irms}^2 * \text{DCR\_Typical} (m\Omega) / 1000 \\ \text{CoreLoss} &= K2 * (\text{Freq\_kHz})^{1.26} * (\Delta B)^{2.11} \\ \Delta B &= K1 * \text{Volt-}\mu\text{sec} * 100 \end{aligned}$$

- Optional Tape & Reel packaging can be ordered by adding a "T" suffix to the part number (i.e. PL8304 becomes PL8304T). Pulse complies to industry standard tape and reel specification EIA481.

## Mechanical



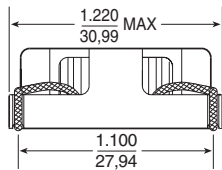
## Schematic



Weight . . . . . 18.7 grams  
Tape & Reel . . . . . 75/reel  
Tube . . . . . 20/tube

Dimensions: Inches  
mm

Unless otherwise specified,  
all tolerances are ± .010  
0,25



## For More Information:

### UNITED STATES (Worldwide)

2 Pearl Buck Court  
Bristol, PA 19007  
U.S.A.  
<http://www.pulseeng.com>  
TEL: 215 781 6400  
FAX: 215 781 6403

### UNITED KINGDOM (Northern Europe)

3 Huxley Road  
Surrey Research Park  
Guildford, Surrey GU2 5RE  
United Kingdom  
TEL: 44 1483 401700  
FAX: 44 1483 401701

### FRANCE (Southern Europe)

Zone Industrielle  
F-39270  
Orgelet  
France  
TEL: 33 3 84 35 04 04  
FAX: 33 3 84 25 46 41

### SINGAPORE (Southern Asia)

150 Kampong Ampat  
#07-01/02  
KA Centre  
Singapore 368324  
TEL: 65 6287 8998  
FAX: 65 6280 0080

### TAIWAN, R.O.C. (Northern Asia)

3F-4, No. 81, Sec. 1  
HsinTai Wu Road  
Hsi-Chih, Taipei Hsien  
Taiwan, R.O.C.  
Tel: 886 2 2698 0228  
FAX: 886 2 2698 0948

### HONG KONG (China/Hong Kong)

Unit 11, 11/F  
Wah Lai Industrial Centre  
10-14 Kwei Tei Street,  
Fotan, Shatin, Hong Kong  
Tel: 852 2788 6588  
FAX: 852 2776 1055

### DISTRIBUTOR

Performance warranty of products offered on this data sheet is limited to the parameters specified. Data is subject to change without notice. Other brand and product names mentioned herein may be trademarks or registered trademarks of their respective owners.