


High Speed Serial Transceiver Line Interface Module

in Small package with up to 1250 GBs Data Rate



- High Performance, low cost alternative to fiber system.
- Transmitter includes transformer coupled output for 15 meter 100/150Ω Quad cable.
- Receiver includes transformers coupled input, adaptive cable equalizer and amplifier with CML data outputs.
- Low transmit/receive jitter
- Low Power dissipation; 363 mW maximum (245 mW typical)
- Operating Temperature -55°C to +125°C, Storage Temperature -55°C to +150°C
- Absolute maximum supply voltage Vcc+6.0VDC
- Absolute maximum current output of Do, Do/.....25 mA
- Θjc: 66°C/Watt
- Supply Current 95mA maximum (75 mA typical)
- ESD will withstand a transient pulse of +/- 500V, per Mil-Std- 883 Method 3015.7
- Leadframe material Alloy 42, Final Finish Hot Solder Dipped in Sn63/Pb37
- MSL-3

TM1250HSB5 Characteristics

Transmitter

Vcc = 3.15V to 3.45V

Parameter	SYM	MIN	Typical	MAX	UNIT
Input Data Voltage (Single Ended)	V _{IN}	Vcc-0.6		Vcc+0.2	V
Input Voltage - Differential	V _{in} p-p	400	800	1100	mV
Input Impedance (Single Ended)	Z _{in}	45	55	65	Ω
Input Common Mode Voltage	V _{ihcmr}	2.70	3.10	3.30	V
Differential signal level (p-p)	V _{OUT}	400	800	1000	mV
Data Rate (NRZ)	D _R	800	1250	1485	Mb/s
Total P-P transmit jitter (Dj=Rj)	T _{PK-PK}	-	125	224	ps
Output rise-fall time (20%-80%)	-	-	200	300	ps
Return loss	S ₁₁	-12	-	-	dB

Receiver

Vcc = 3.15V to 3.45V

Parameter	SYM	CONDITION	MIN	TYP	MAX	UNIT
Output Voltage (differential)	V _{DO}	50Ω to Vcc	500		1000	mVp-p
Output commonmode voltage				Vcc-0.20		
Input Sensitivity	V _{in} p-p		50		700	mVp-p
Rise Time		-	-	-	100	pSec.
Data Rate	D _R		800	1250	1485	Mb/s
Total Peak-Peak Jitter	T _{p-p}	1250 MBs **		200	300	pSec.
Input Impedance (Differential)	Z _o		100	110	150	Ω

** T_{p-p} for 30 meter of 110 Ω Quad differential cable.

Note: Not available in RoHS version

Add suffix "T" to indicate Tape and Reel Packaging

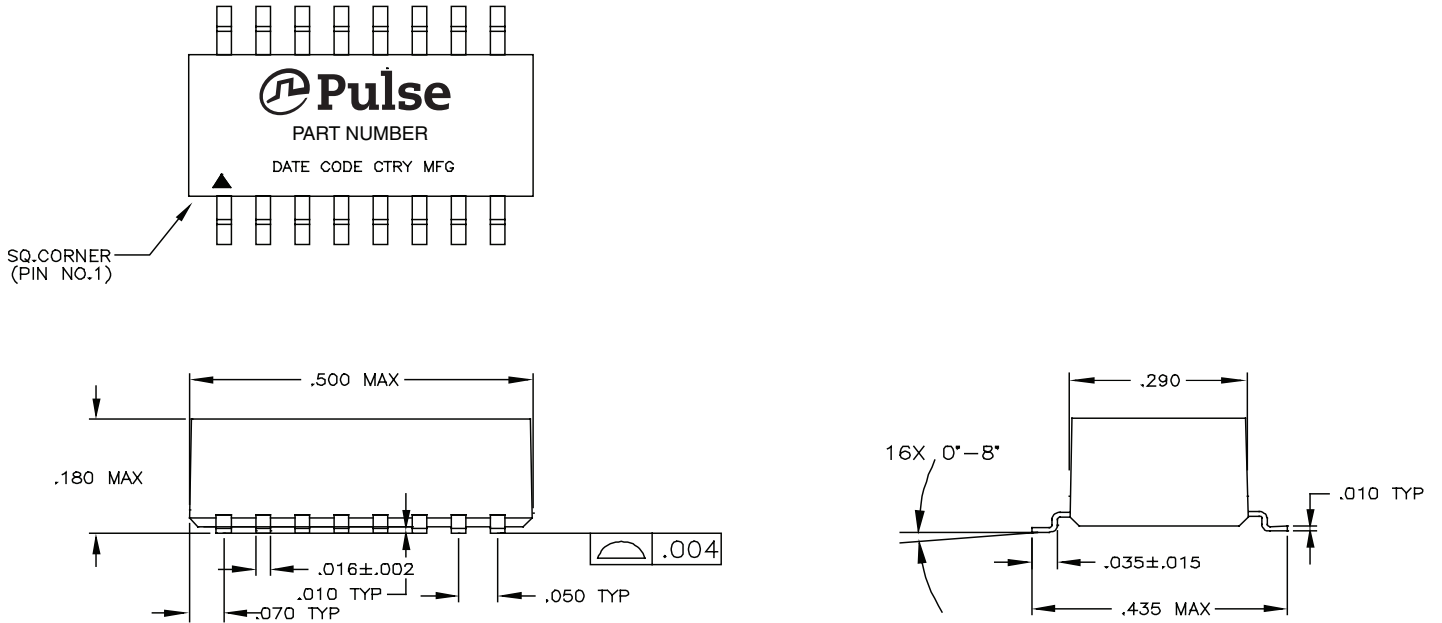
High Speed Serial Transceiver Line Interface Module

in Small package with up to 1250 GBs Data Rate



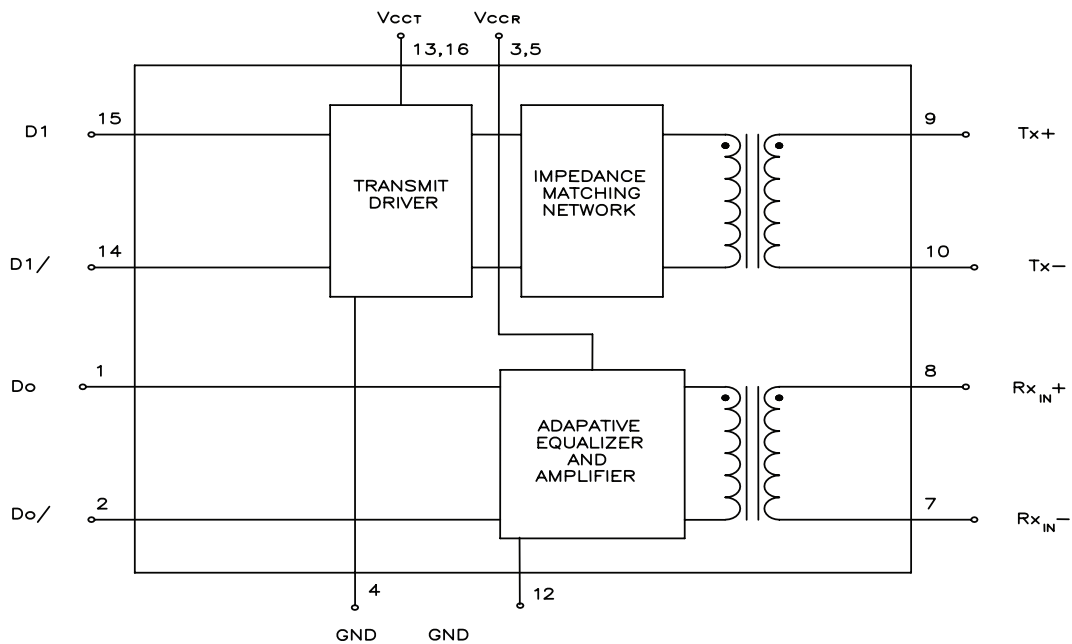
Mechanical

TM1250HSB5



Schematic

TM1250HSB5



Application Note:

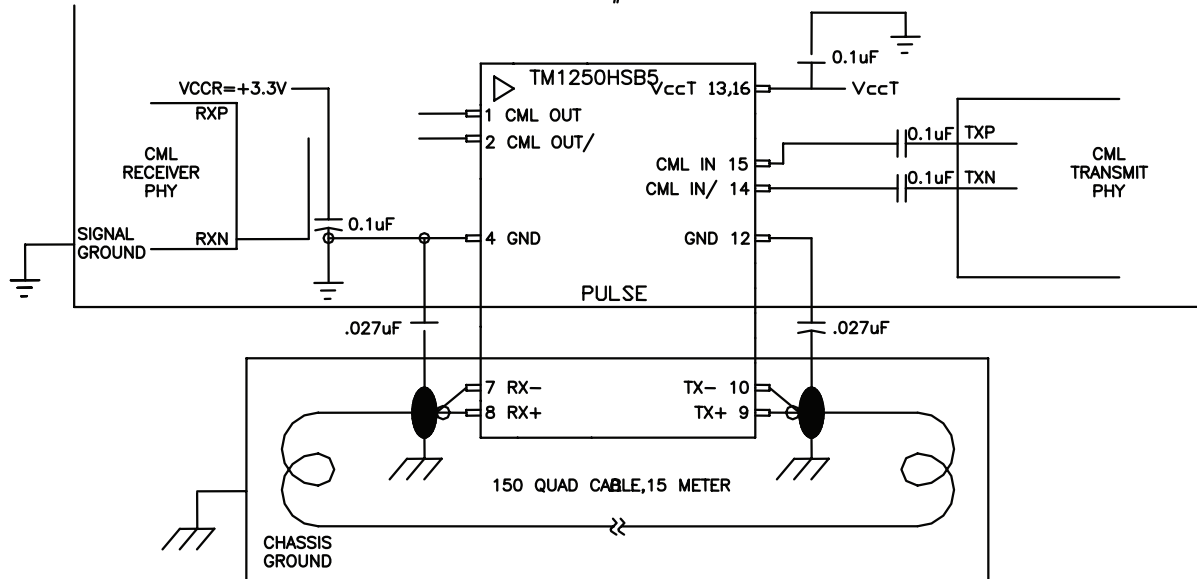
TM1250HSB5

150 Ω Differential Cable

TM1250HSB5—APPLICATION NOTE FOR CML PHY

- NOTE 1: 100 OHMS CONTROLLED IMPEDANCE DIFFERENTIAL TRACES
 NOTE 2: 150 OHMS CONTROLLED IMPEDANCE DIFFERENTIAL TRACES
 NOTE 3: ALL CHIP CAPACITOR HI-FREQUENCY, 0.027 μF CHIP CAPACITOR
 HI-VOLTAGE FOR SYSTEM ISOLATION FROM CHASSIS TO SIGNAL GROUND.


NOTE #1



Pin number(s)	Description
3, 5	Vcc RX: + 3.30 Vdc supply for the receive side of line interface module.
1, 2	Do, Do/ : CML compatible Differential outputs to PHY receiver section input.
4, 12	Gnd (V EE): The negative side of + 3.30 VDC supply for the line interface module. Connect to Signal Gnd.
7, 8	Rx in -, Rx in + : Transformer coupled differential inputs to receiver section from fare end of cable.
9, 10	T X +, T X - : Transformer coupled differential outputs to cable input.
13, 16	Vcc TX: + 3.30 Vdc supply for the transmitter side of line interface module.
14, 15	D I/, D I : CML compatible Differential data inputs to the transmit side of the module from PHY transmitter.
6, 11	These pins are "no connect;" do not apply Gnd, VCC, or signal lines to these pins.

High Speed Serial Transceiver Line Interface Module

in Small package with up to 1250 GBs Data Rate



Application Note: (con't)

TM1250HSB5

PART IS QUALIFIED BY SIMILARITY TO PULSE PART NUMBER TM1062TXHUA (QUALIFICATION TESTING AS DEFINED TP-XXXX REQUIREMENTS)

MTBF =640110 HOURS, PER MIL-HDBK-217F ENVIRONMENT=SF, TEMPERATURE FACTOR = 125°C

PARTS PACKAGED IN EXTRUDED ANTISTATIC TUBES, PARTS BAKED AND DRY PACKED IAW IPC/JEDEC-J-STD-033B

MOISTURE SENSITIVITY LEVEL =3
(CLASSIFICATION TESTING IAW IPC/DEDEC-J-STD-020)

PARTS CAN BE ORDERED PACKAGED ON TAPE AND REEL CARRIER TAPE IAW EIA STD 481, REQUEST AT TIME PART IS ORDERED. ADD "T" TO INDICATE TAPE AND REEL

SPECIAL SCREENING TESTS, AND QUALIFICATION TESTING CAN BE PERFORMED. SUBMIT REQUEST FOR QUOTATION TO SALES

For More Information

Pulse North America Headquarters

Two Pearl Buck Court
Bristol, PA 19007
U.S.A.

Tel: 215 781 6400
Fax: 215 781 6403

Pulse Europe

Zeppelinstrasse 15
71083 Herrenberg
Germany

Tel: 49 7032 7806 0
Fax: 49 7032 7806 12

Pulse China Headquarters

B402, Shenzhen Academy of
Aerospace Technology Bldg.
10th Kejinan Road
High-Tech Zone
Nanshan District
Shenzhen, PR China 518057

Tel: 86 755 33966678
Fax: 86 755 33966700

Pulse North China

Room 2704/2705
Super Ocean Finance Ctr.
2067 Yan An Road West
Shanghai 200336
China

Tel: 86 21 62787060
Fax: 86 2162786973

Pulse South Asia

135 Joo Seng Road
#03-02
PM Industrial Bldg.
Singapore 368363

Tel: 65 6287 8998
Fax: 65 6287 8998

Pulse North Asia

3F No. 198, Zhongyuan Road
Zhongli City
Taoyuan County (32068)
Taiwan

Tel: 886 3 4356768
Fax: 886 3 4356823

Performance warranty of products offered on this data sheet is limited to the parameters specified. Data is subject to change without notice. Other brand and product names mentioned herein may be trademarks or registered trademarks of their respective owners. © Copyright, 2012. Pulse Electronics, Inc. All rights reserved.