


SMT CURRENT SENSE TRANSFORMERS

P822X Series



- Height:** 5.1mm Max
- Footprint:** 8.4mm x 7.2mm Max
- Current Rating:** up to 10A
- Frequency Range:** 50kHz to 1MHz
- Reverse Polarity version of P820X**

Electrical Specifications @ 25°C — Operating Temperature -40°C to +130°C

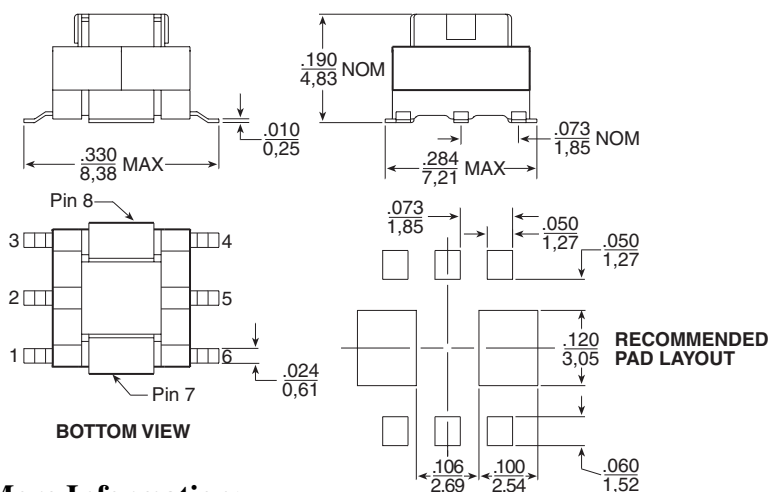
Part Number	Turns Ratio	Current Rating ² (A)	Secondary Inductance (mH MIN)	DCR (mΩ MAX)		Hipot (VRMS)
				Primary (8-7)	Secondary (6-4)	
P8222	1:20	10	0.08	6	550	500
P8223	1:30	10	0.18	6	870	500
P8224	1:40	10	0.32	6	1140	500
P8225	1:50	10	0.50	6	1500	500
P8226	1:60	10	0.72	6	1750	500
P8227NL	1:70	10	0.98	6	4750	500
P8228NL	1:100	10	2.00	6	5500	500
P8229	1:125	10	3.00	6	6500	500

NOTES:

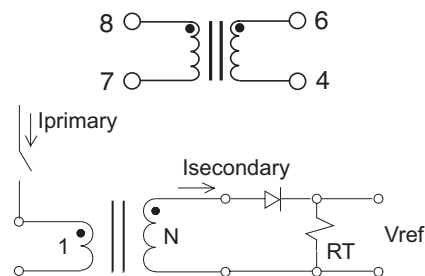
- The temperature of the component (ambient temperature plus temperature rise) must be within the specified operating temperature range.
- The maximum current rating is based upon temperature rise of the component and represents the DC current which will cause a typical temperature rise of 40°C with no airflow when both one turn windings connected in parallel.
- To calculate the value of the terminating resistor (Rt) use the following formula: $R_t (\Omega) = V_{ref} * N / (I_{peak_primary})$

- The peak flux density of the device must remain below 2000 Gauss. To calculate the peak flux density for uni-polar current use following formula: $B_{pk} = 37.59 * V_{ref} * (Duty_Cycle_Max) * 10^5 / (N * Freq_kHz)$
* for bi-polar current applications divide Bpk as calculated above by 2.
- Add "T" suffix to the part number for Tape & Reel packaging, (i.e. P8222T).
- The "NL" suffix indicates an RoHS-compliant part number. Non-NL suffixed parts are not necessarily RoHS compliant, but are electrically and mechanically equivalent to NL versions. If a part number does not have the "NL" suffix, but an RoHS compliant version is required, please contact Pulse for availability.

Mechanical



Schematic



APPLICATION CIRCUIT

Weight 0.34 grams
 Tray 120/tray
 Tape & Reel 900/reel
 Coplanarity 0.006 inches

Dimensions: $\frac{\text{Inches}}{\text{mm}}$
 Unless otherwise specified, all tolerances are $\pm \frac{.010}{.25}$

For More Information:

Pulse Worldwide Headquarters
 12220 World Trade Dr.
 San Diego, CA 92128
 U.S.A.
www.pulseeng.com

Pulse European Headquarters
 Einsteinstrasse 1
 D-71083 Herrenberg
 Germany

Pulse China Headquarters
 B402, Shenzhen Academy of
 Aerospace Technology Bldg.
 10th Kejian Rd.
 High-Tech Zone
 Nanshan District
 Shenzhen, PR China 518057
 TEL: 86 755 33966678
 FAX: 86 755 33966700

Pulse North China
 Room 1503
 XinYin Building
 No. 888 YiShan Rd.
 Shanghai 200233
 China
 TEL: 86 21 32181071
 FAX: 86 21 32181396

Pulse South Asia
 150 Kampong Ampat
 #07-01/02
 KA Centre
 Singapore 368324
 TEL: 65 6287 8998
 FAX: 65 6280 0080

Pulse North Asia
 No. 26
 Kao Ching Rd.
 Yang Mei Chen
 Taoyuan Hsien
 Taiwan, R. O. C.
 32667
 TEL: 886 3 4643715
 FAX: 886 3 4641911

TEL: 858 674 8100
 FAX: 858 674 8262

TEL: 49 7032 7806 0
 FAX: 49 7032 7806 12

Performance warranty of products offered on this data sheet is limited to the parameters specified. Data is subject to change without notice. Other brand and product names mentioned herein may be trademarks or registered trademarks of their respective owners. © Copyright, 2008. Pulse Engineering, Inc. All rights reserved.