

# SMT POWER INDUCTORS

Wire Wound - PA2729.XXXNL Series



- Height:** 12.2mm Max
- Footprint:** 22.2 x 19.1mm Max
- Current Rating:** Over 20A<sub>pk</sub>
- Inductance Range:** 4.7μH to 60μH
- Higher Efficiency Version of PA2050.XXXNL Series in same footprint**

## Electrical Specifications @ 25°C - Operating Temperature -55°C to +130°C

Part <sup>6</sup> Number	Inductance @ 0A <sub>dc</sub> (μH +/-15%)	Inductance @ I <sub>rated</sub> (μH TYP)	I <sub>rated</sub> <sup>1</sup> (A <sub>dc</sub> )	DCR (mΩ±10%)	Saturation Current I <sub>sat</sub> (A TYP)		Heating <sup>3</sup> Current I <sub>dc</sub> (A TYP)	Core Loss Factor K <sub>2</sub>
					25°C	100°C		
PA2729.502NL	4.9	4.7	16.4	3.4	20.9	17.1	16.4	158
PA2729.602NL	6.0	5.7	14.4	4.4	19.6	16.1	14.4	155
PA2729.802NL	8.3	7.9	13.3	5.1	16.8	13.8	13.3	181
PA2729.113NL	10.9	10.5	12.5	5.8	14.7	12.1	12.5	206
PA2729.173NL	17.1	16.8	9.9	9.1	11.7	9.6	9.9	258
PA2729.203NL	20.7	20.1	8.5	12.0	10.7	8.8	8.5	284
PA2729.243NL	24.5	23.0	8.1	12.5	9.8	8.0	8.1	310
PA2729.283NL	28.1	27.8	7.8	14.0	9.0	7.4	7.8	335
PA2729.333NL	32.9	31.5	6.7	18.5	8.4	6.9	6.7	361
PA2729.383NL	38.3	37.2	6.5	19.7	7.8	6.4	6.5	387
PA2729.443NL	44.0	42.0	6.2	21.5	7.3	6.6	6.2	413
PA2729.603NL	60.3	57.5	5.1	31.5	6.2	6.1	5.1	490

### Notes:

- The rated current as listed is either the saturation current or the heating current depending on which value is lower.
- The saturation current is the typical current which causes the inductance to drop by 20% at the stated ambient temperatures (25°C and 100°C). This current is determined by placing the component in the specified ambient environment and applying a short duration pulse current (to eliminate self-heating effects) to the component.
- The heating current is the DC current which causes the part temperature to increase by approximately 40°C.
- In high volt\*time applications, additional heating in the component can occur due to core losses in the inductor which may necessitate derating the current in order to limit the temperature rise of the component. To determine the approximate total losses (or temperature rise) for a given application, the coreloss and temperature rise formula can be used:  

$$\Delta B \text{ (Gauss)} = K_2 * \Delta I$$

$$\text{Core Loss (W)} = 1.5E-13 * (\text{Freq\_kHz})^{1.63} * \Delta B^{2.62}$$
- The temperature of the component (ambient plus temperature rise) must be within the stated operating temperature range.

USA 858 674 8100

Germany 49 7032 7806 0

Singapore 65 6287 8998

Shanghai 86 21 62787060

China 86 755 33966678

Taiwan 886 3 4356768

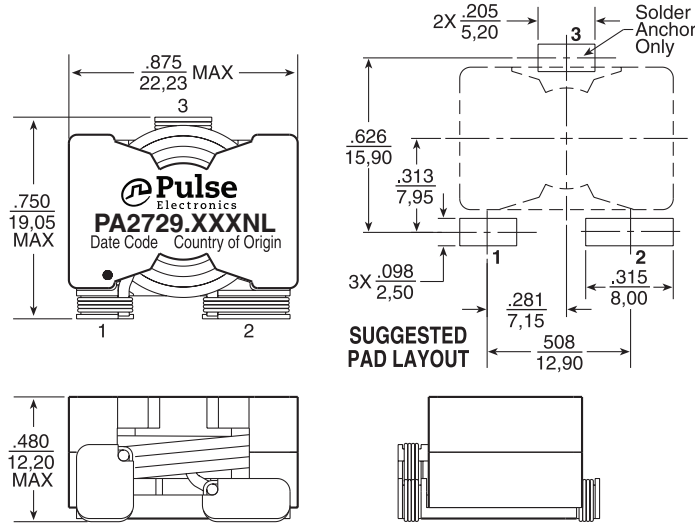
# SMT POWER INDUCTORS

Wire Wound - PA2729.XXXNL Series

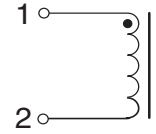
## Mechanicals

## Schematics

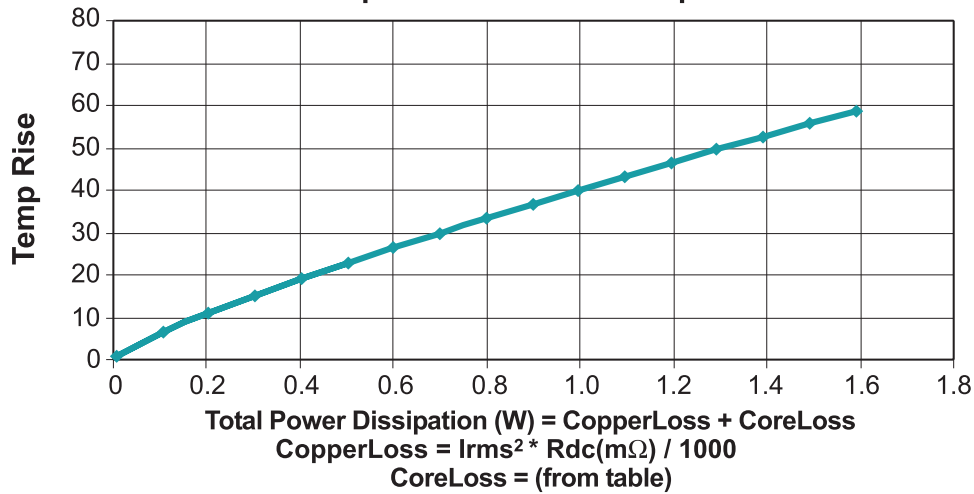
PA2729.XXXNL



Dimensions:  $\frac{\text{Inches}}{\text{mm}}$   
Unless otherwise specified, all tolerances are  $\pm \frac{.010}{0,25}$



## Temp Rise vs Power Dissipation



## For More Information

**Pulse Worldwide Headquarters**  
12220 World Trade Dr.  
San Diego, CA 92128  
U.S.A.

Tel: 858 674 8100  
Fax: 858 674 8262

**Pulse Europe**  
Einsteinstrasse 1  
D-71083 Herrenberg  
Germany

Tel: 49 7032 7806

**Pulse China Headquarters**  
B402, Shenzhen Academy of  
Aerospace Technol-  
ogy Bldg.  
10th Kejian Road  
High-Tech Zone  
Nanshan District  
Shenzhen, PR China  
518057

**Pulse North China**  
Room 2704/2705  
Super Ocean Finance  
Ctr.  
2067 Yan An Road  
West  
Shanghai 200336  
China

**Pulse South Asia**  
135 Joo Seng Road  
#03-02  
PM Industrial Bldg.  
Singapore 368363

Tel: 65 6287 8998  
Fax: 65 6287 8998

**Pulse North Asia**  
3F, No. 198  
Zhongyuan Road  
Zhongli City  
Taoyuan County 320  
Taiwan R. O. C.  
Tel: 886 3 4356768  
Fax: 886 3 4356823  
(Pulse)

Performance warranty of products offered on this data sheet is limited to the parameters specified. Data is subject to change without notice. Other brand and product names mentioned herein may be trademarks or registered trademarks of their respective owners. © Copyright, 2011. Pulse Electronics, Inc. All rights reserved.