


NOTES: UNLESS OTHERWISE SPECIFIED

1.

NOTICE:	THIS IS A RoHS COMPLIANT COMPONENT/PRODUCT. ALL ENGINEERING CHANGES MUST HAVE PRIOR APPROVAL BY THE DESIGN CENTER.
RoHS-6 ✓	

2. PLASTIC: THERMOSET PLASTIC MATERIAL WITH FLAMMABILITY RATING UL 94V-0 OR BETTER.
3. SOLDERABILITY: CONFORMS TO ANSI/J-STD-002 245°C REFLOW PEAK TEMPERATURE PER IPC/EIA J-STD-003A
4. OPERATING TEMPERATURE: 0°C TO +70°C
5. STORAGE TEMPERATURE: -20°C TO +125°C
6. JEDEC MOISTURE: LEVEL 1.
7. DIMENSIONS ARE IN INCHES WITH THE FOLLOWING TOLERANCES:
.XX = ±.01
.XXX = ±.005

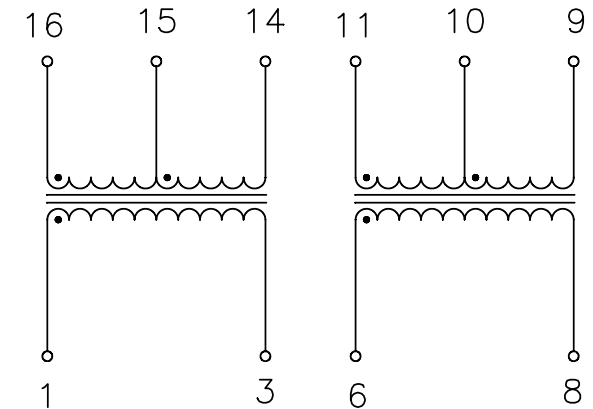


ELECTRICAL CHARACTERISTICS:

ELECTRICAL: @ +25°C

No.	PARAMETER	SPECIFICATIONS
1	TURNS RATIO @ 10KHz, 0.02VRMS	$\frac{(16^*-15)}{(15^*-14)} = 5.0 \pm 2\%$ $\frac{(16^*-15)}{(1^*-3)} = 2.0 \pm 2\%$ $\frac{(15^*-14)}{(1^*-3)} = 0.4 \pm 2\%$ $\frac{(11^*-9)}{(6^*-8)} = 1.0 \pm 2\%$ $\frac{(11^*-10)}{(6^*-8)} = 0.793 \begin{matrix} +1.75\% \\ -2.2\% \end{matrix}$
2	OPEN CIRCUIT INDUCTANCE (OCL): @ 100KHz, 0.02VRMS	(1-3) = (6-8) = 1.0mH MINIMUM
3	LEAKAGE INDUCTANCE(LL) @ 100KHz, 0.02VRMS	(1-3) WITH (16-14) SHORT = 1.0 uH MAXIMUM (6-8) WITH (11-9) SHORT = 1.0 uH MAXIMUM
4	CWW(PRI TO SEC) @ 100KHz, 1 VRMS	(16-14) TO (1-3) = 35 pF MAXIMUM (6-8) TO (11-9) = 35 pF MAXIMUM
5	DC RESISTANCE (DCR)	(1-3) = 1.0 OHM MAXIMUM (6-8) = 1.0 OHM MAXIMUM
6	HIPOT (PRI TO SEC)	1500 VRMS MIN @ 60 SECONDS

NOTE: f IS FREQUENCY IN MHz.



SCHEMATIC

© Copyright, 2013. Pulse Electronics, Inc. All rights reserved. Drawing specifications subject to change without notice. (7/19/13)

PULSE CONFIDENTIAL
&
PROPRIETARY

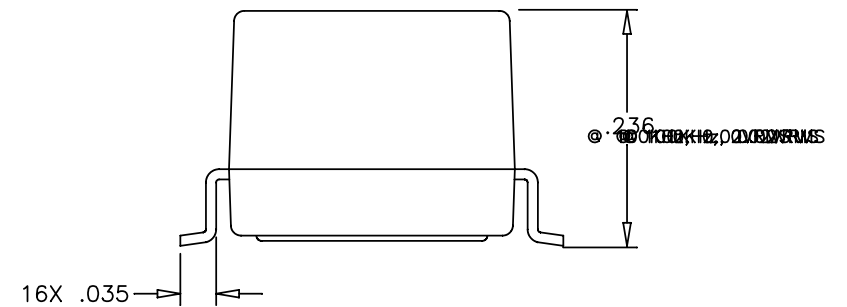
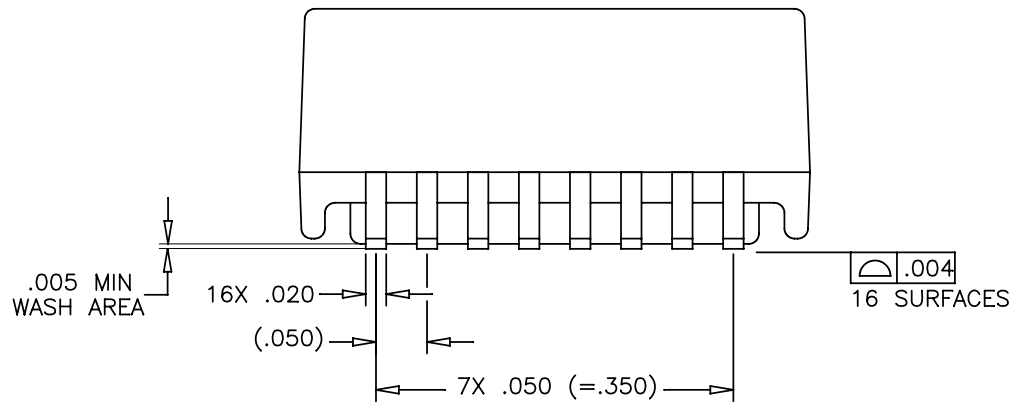
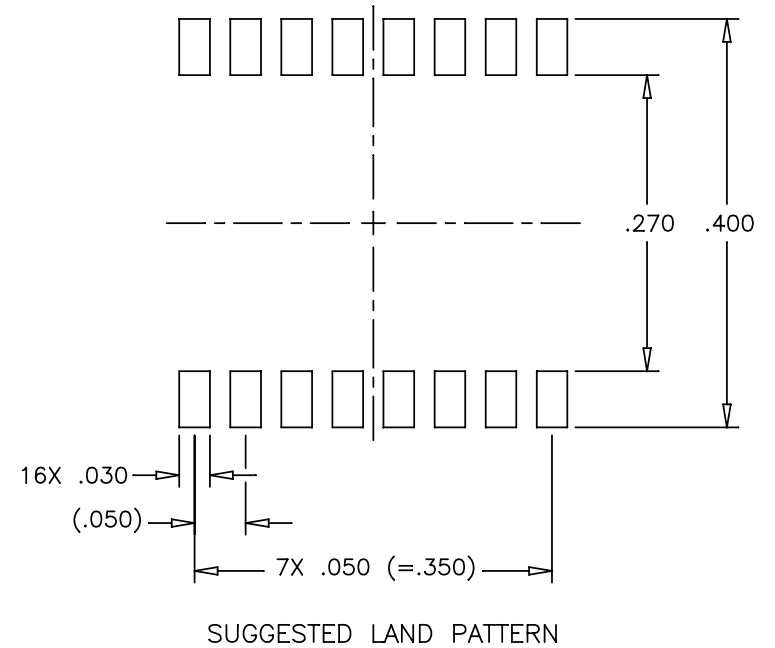
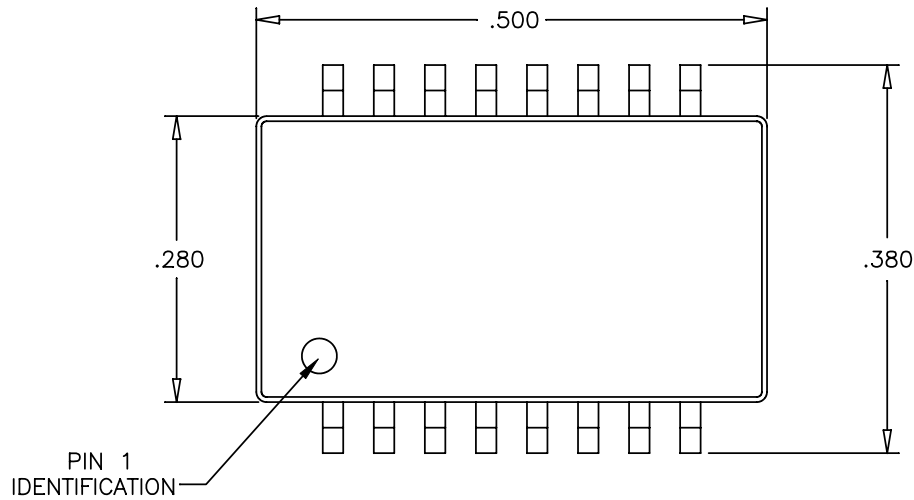
PRODUCT DESCRIPTION
XFMR,DUAL,T1,BH,ET,1:2/2.4,1:1, SMT

PS DRAWING
PS-2005.001-D

SHEET:
1

DWG. NO./ PART NO.
T1146QNL

REV.
M10



© Copyright, 2013. Pulse Electronics, Inc. All rights reserved. Drawing specifications subject to change without notice. (7/19/13)

PULSE CONFIDENTIAL
 &
 PROPRIETARY

PRODUCT DESCRIPTION
 XFMR,DUAL,T1,BH,ET,1:2/2.4,1:1, SMT

PS DRAWING
 PS-2005.001-D

SHEET:
 2

DWG. NO./ PART NO.
 T1146QNL

REV.
 M10