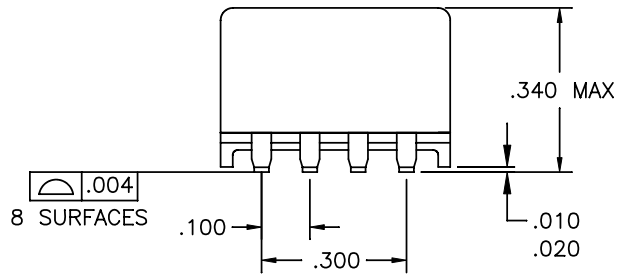
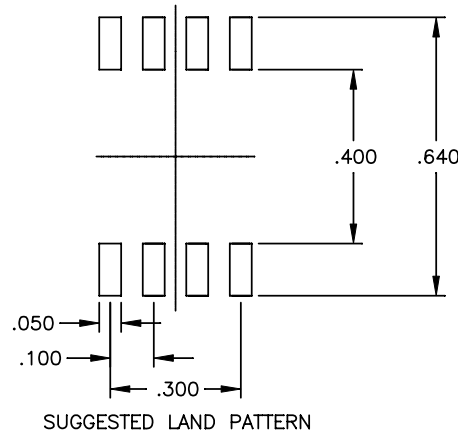
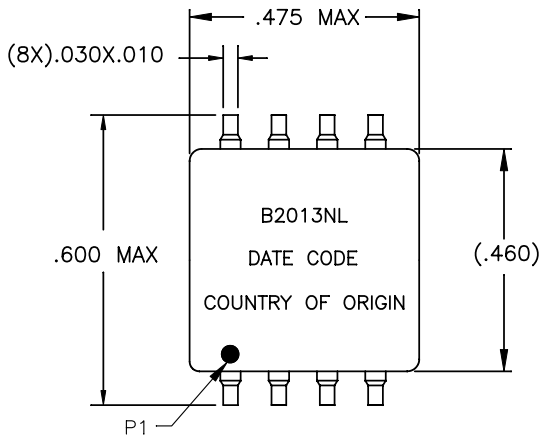


NOTES: UNLESS OTHERWISE SPECIFIED

1. ADSL CHOKE

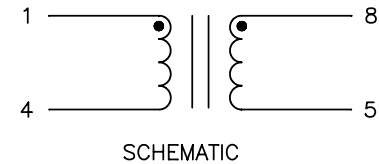
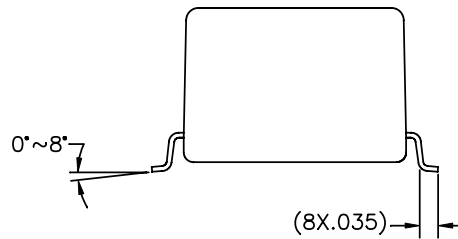
Electrical Specification @ 25°C – Operating Temperature -40°C To +85°C



FINAL OUTLINE

Dimensions: inch, unless otherwise specified tolerance = ±.01

Part Number	Turns Ratio (1-4) : (8-5) 100KHz, 0.02Vrms (±1.5%)	Primary Inductance (1-4) 100KHz, 0.02Vrms (mH)	LL (1-4) WITH (8-5) Shorted 100KHz, 0.02Vrms (uH Max)
B2013NL	1.0 ± 1.5%	6.3-11.7	1.0
C _{ww} (1-4) = (8-5) 100KHz, 0.02Vrms (pF Max)	Distributed Capacitance (1-4) 1MHz, 0.02Vrms (pF Max)	DCR (1-4) or (8-5) (OHMS Max)	HIPOT (1-4) To (8-5) (Vrms,60s)
120	6.0	1.0	1500



PULSE CONFIDENTIAL & PROPRIETARY	PRODUCT DESCRIPTION	PS DRAWING	SHEET:	DWG. NO./ PART NO.	REV.
	CHK,SGL,ADSL,LA,SPL,9MH	-	1	B2013NL	M14